

# 每月天氣摘要 二零二零年四月

## Monthly Weather Summary April 2020



### 目錄

	<u>頁</u>
1. 二零二零年四月天氣回顧	1
2. 二零二零年四月每日天氣圖	6
3. 二零二零年四月氣象觀測資料	21

### Contents

	<u>Page</u>
1. Weather Review of April 2020	2
2. Daily Weather Maps for April 2020	6
3. Meteorological Observations for April 2020	21

二零二零年五月出版

香港天文台編製  
香港九龍彌敦道134A

1. 除特別列明外，所有時間均以協調世界時加八小時為準。
2. 除特別列明外，所有氣象要素數值均在香港天文台錄得。
3. 因惡劣天氣引致的人命傷亡及財物損毀數字是由各政府部門提供或根據報章報導輯錄。
4. 本刊物的編製和發表，目的是促進資料交流。香港特別行政區政府（包括其僱員及代理人）對於本刊物所載資料的準確性、完整性或效用，概不作出明確或暗示的保證、聲明或陳述；在法律許可的範圍內，對於提供或使用這些資料而可能直接或間接引致任何損失、損壞或傷害（包括死亡），亦不負任何法律承擔或責任（包括疏忽責任）。
5. 未經香港天文台台長同意，不得翻印本刊物任何部分內容。



Published : May 2020

Prepared and published by : Hong Kong Observatory,  
134A Nathan Road,  
Kowloon,  
Hong Kong.

1. Unless otherwise stated, all times given are 8 hours ahead of Co-ordinated Universal Time (UTC).
2. Values of meteorological elements are those recorded at the Hong Kong Observatory, unless otherwise specified.
3. Figures of damage and casualties caused by weather phenomena are compiled from press reports and information provided by other government departments.
4. This publication is prepared and disseminated in the interest of promoting the exchange of information. The Government of the Hong Kong Special Administrative Region (including its servants and agents) makes no warranty, statement or representation, express or implied, with respect to the accuracy, completeness, or usefulness of the information contained herein, and in so far as permitted by law, shall not have any legal liability or responsibility (including liability for negligence) for any loss, damage or injury (including death) which may result whether directly or indirectly, from the supply or use of such information.
5. Permission to reproduce any part of this publication should be obtained through the Director of the Hong Kong Observatory.

## 1. 二零二零年四月天氣回顧

由於影響華南的東北季候風較正常強，二零二零年四月本港較正常稍涼。本月平均氣溫 22.0 度，較正常值 22.6 度低 0.6 度。另外，由於影響華南大氣低層的偏南氣流較弱及水氣較少，本月亦較正常少雨。全月錄得的雨量為 77.8 毫米，較正常值 174.7 毫米少約百分之 55。本年首四個月的累積雨量為 213.7 毫米，較同期正常值 336.1 毫米少約百分之 36。

受東北季候風及隨後清勁至強風程度的偏東氣流影響，四月一日至四日本港多雲及有幾陣雨。在東風增強及高空擾動影響下，四月五日及六日本港天氣轉涼及驟雨較多。本港各區在這兩天普遍錄得超過 20 毫米雨量，而新界部分地區更錄得超過 40 毫米雨量。在有雨的情況下，四月六日天文台氣溫下降至本月最低的 16.1 度。

隨著高空擾動遠離，四月七日本港雨勢逐漸減弱，日間天色明朗。受較乾燥的偏東氣流及一道高壓脊影響，覆蓋本港的雲層轉薄，其後數天本港天氣轉為普遍天晴及乾燥。隨著一道冷鋒移近，四月十一日本港雲量增多。該道冷鋒於四月十一日晚間橫過廣東沿岸地區並為該區帶來驟雨，本港各區錄得超過 10 毫米雨量。受冷鋒後的大陸氣流影響，四月十二日及十三日本港轉為天晴及非常乾燥，早上天氣清涼。四月十三日日間的相對濕度更一度下降至百分之 30 以下。

四月十四日本港大致多雲。受一道高壓脊影響，四月十五日本港再度轉晴，其後兩日持續天氣晴朗。受一股海洋氣流影響，四月十八日至二十一日本港日間大致天晴及炎熱，四月十九日及二十一日早上本港沿岸有霧。

一道冷鋒於四月二十二日早上橫過廣東沿岸。受東北季候風及高空擾動影響，四月二十二日本港轉為多雲及有雨，當天將軍澳及港島東區錄得超過 40 毫米雨量。其後三日本港天氣轉涼，持續多雲及有幾陣雨。隨著東北季候風緩和，四月二十六日及二十七日本港部分時間有陽光，氣溫逐漸回升。在微風情況下，這兩天本港日間有煙霞，四月二十六日赤鱗角的能見度曾下降至約 3000 米。受一股大陸氣流影響，本港天氣持續好轉，四月二十八日本港普遍天晴及乾燥。受高空反氣旋影響，本月最後兩天本港天氣持續普遍天晴。在日間陽光充沛的情況下，四月三十日天文台的最高氣溫上升至本月最高的 30.3 度。

本月沒有熱帶氣旋影響南海及北太平洋西部。

本月沒有航機因惡劣天氣須轉飛其他地方。表 1.1 載列本月發出及取消各種警告/信號的詳情。

## 1. The Weather of April 2020

Mainly attributing to the stronger than usual northeast monsoon over southern China, April 2020 was slightly cooler than usual with the mean temperature of 22.0 degrees, 0.6 degree below the normal figure of 22.6 degrees. With weaker southerlies and less moisture in the lower atmosphere over southern China, the month was also drier than usual in Hong Kong. The total rainfall in the month was 77.8 millimetres, about 55 percent below the normal figure of 174.7 millimetres. The accumulated rainfall recorded in the first four months of the year was 213.7 millimetres, about 36 percent below the normal figure of 336.1 millimetres for the same period.

Under the influence of the northeast monsoon and the subsequent fresh to strong easterly airstream, it was cloudy with a few rain patches on 1 - 4 April. With the strengthening of the easterlies and the setting in of an upper-air disturbance, local weather became cooler with more showers on 5 – 6 April. More than 20 millimetres of rainfall were generally recorded over the territory, rainfall even exceeded 40 millimetres over parts of the New Territories on these two days. The temperature at the Observatory dropped to 16.1 degrees under the rain on 6 April, the lowest of the month.

With the departure of the upper-air disturbance, showers over Hong Kong eased off gradually and there were bright periods during the day on 7 April. Under the influence of a relatively dry easterly airstream and the setting in of a ridge of high pressure, the cloud band covering Hong Kong thinned out and the weather became generally fine and dry in the next few days. The weather turned cloudier again on 11 April with the approach of a cold front. The cold front moved across the coastal areas of Guangdong and brought showery weather to the region on the night of 11 April. Locally, more than 10 millimetres of rainfall were recorded over the territory that night. Under the influence of a continental airstream behind the cold front, the weather of Hong Kong became fine and very dry with cool mornings on 12 – 13 April. The relative humidity once fell below 30 percent during the day on 13 April.

After a mainly cloudy day on 14 April, local weather turned fine again under the influence of a ridge of high pressure on 15 April and remained so in the next two days. Affected by a maritime airstream, it was mainly fine and hot during the day on 18 – 21 April. There was also coastal fog on the morning of 19 and 21 April.

A cold front moved across the coast of Guangdong on the morning of 22 April. Under the influence of the northeast monsoon and upper-air disturbances, local weather became cloudy with rain on 22 April. More than 40 millimetres of rainfall were recorded at Tseung Kwan O and eastern Hong Kong Island on that day. The weather of Hong Kong remained cloudy with some rain and became cooler in the next three days. With the moderation of the northeast monsoon, the temperature rose gradually on 26 – 27 April with sunny periods.

Under light wind conditions, there was some haze during the day on these two days. Visibility at Chek Lap Kok once fell to around 3000 metres on 26 April. Under the influence of a continental airstream, local weather continued to improve and became generally fine and dry on 28 April. With the setting in of an anticyclone aloft, generally fine weather prevailed on the last two days of the month. With plenty of sunshine during the day, the maximum temperature at the Observatory soared to 30.3 degrees on 30 April, the highest of the month.

No tropical cyclone occurred over the South China Sea and the western North Pacific in the month.

During the month, no aircraft was diverted due to adverse weather. Details of the issuance and cancellation of various warnings/signals in the month are summarized in Table 1.1.

**表 1.1 二零二零年四月發出的警告及信號**  
**Table 1.1 Warnings and Signals issued in April 2020**

強烈季候風信號

Strong Monsoon Signal

開始時間 Beginning Time		終結時間 Ending Time	
日/月 day/month	時 hour	日/月 day/month	時 hour
5/4	0345	6/4	0945
12/4	0615	13/4	0140
22/4	1100	23/4	0745

火災危險警告

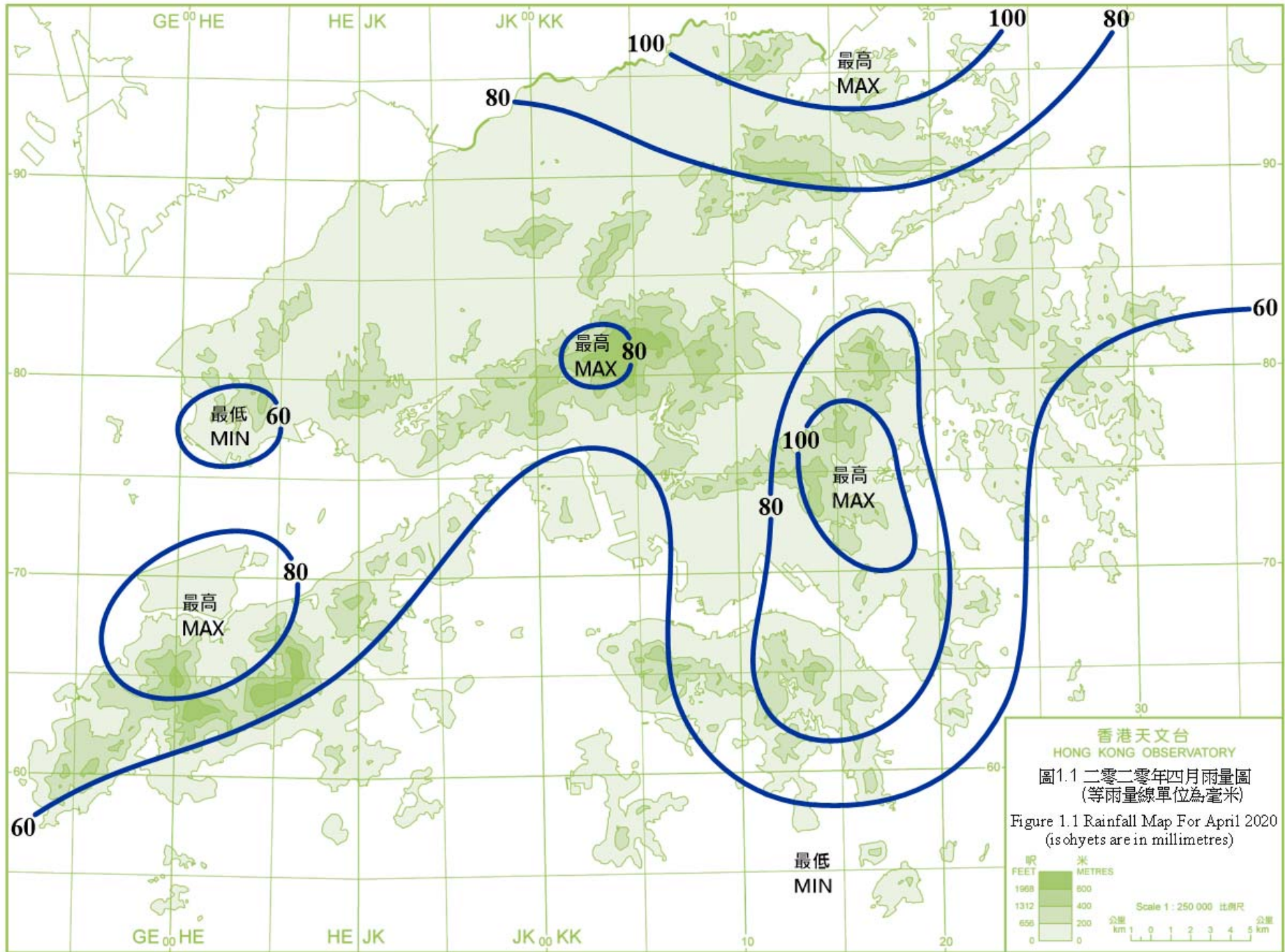
Fire Danger Warnings

顏色 Colour	開始時間 Beginning Time		終結時間 Ending Time	
	日/月 day/month	時 hour	日/月 day/month	時 hour
紅色 Red	10/4	0600	10/4	1845
紅色 Red	12/4	0600	13/4	2300
黃色 Yellow	19/4	1100	19/4	1800
黃色 Yellow	26/4	0845	26/4	1900
紅色 Red	28/4	0600	28/4	1930
黃色 Yellow	30/4	0600	30/4	1900

雷暴警告

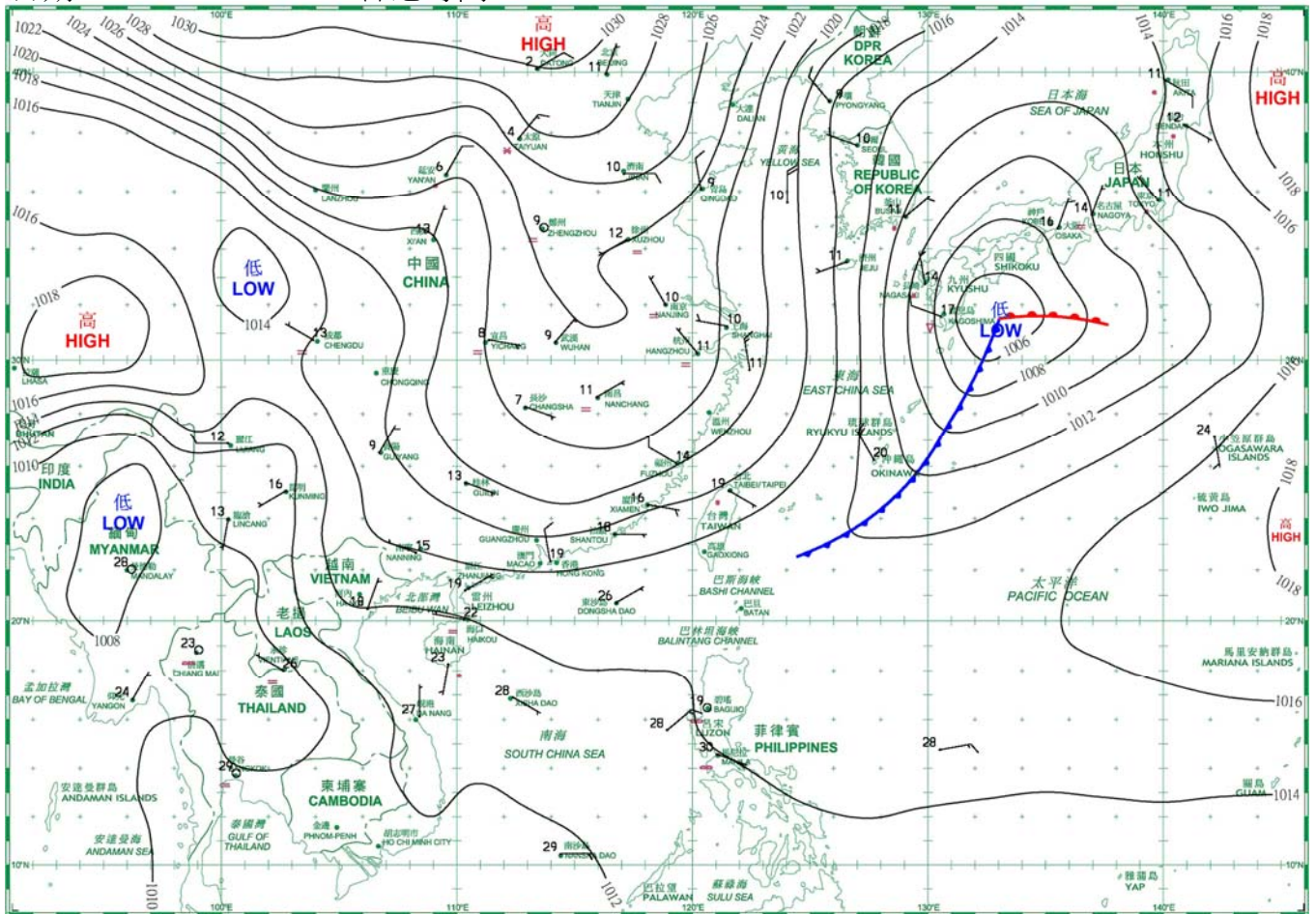
Thunderstorm Warning

開始時間 Beginning Time		終結時間 Ending Time	
日/月 day/month	時 hour	日/月 day/month	時 hour
4/4	0050	4/4	0230
11/4	2155	12/4	0100
22/4	1945	22/4	2310

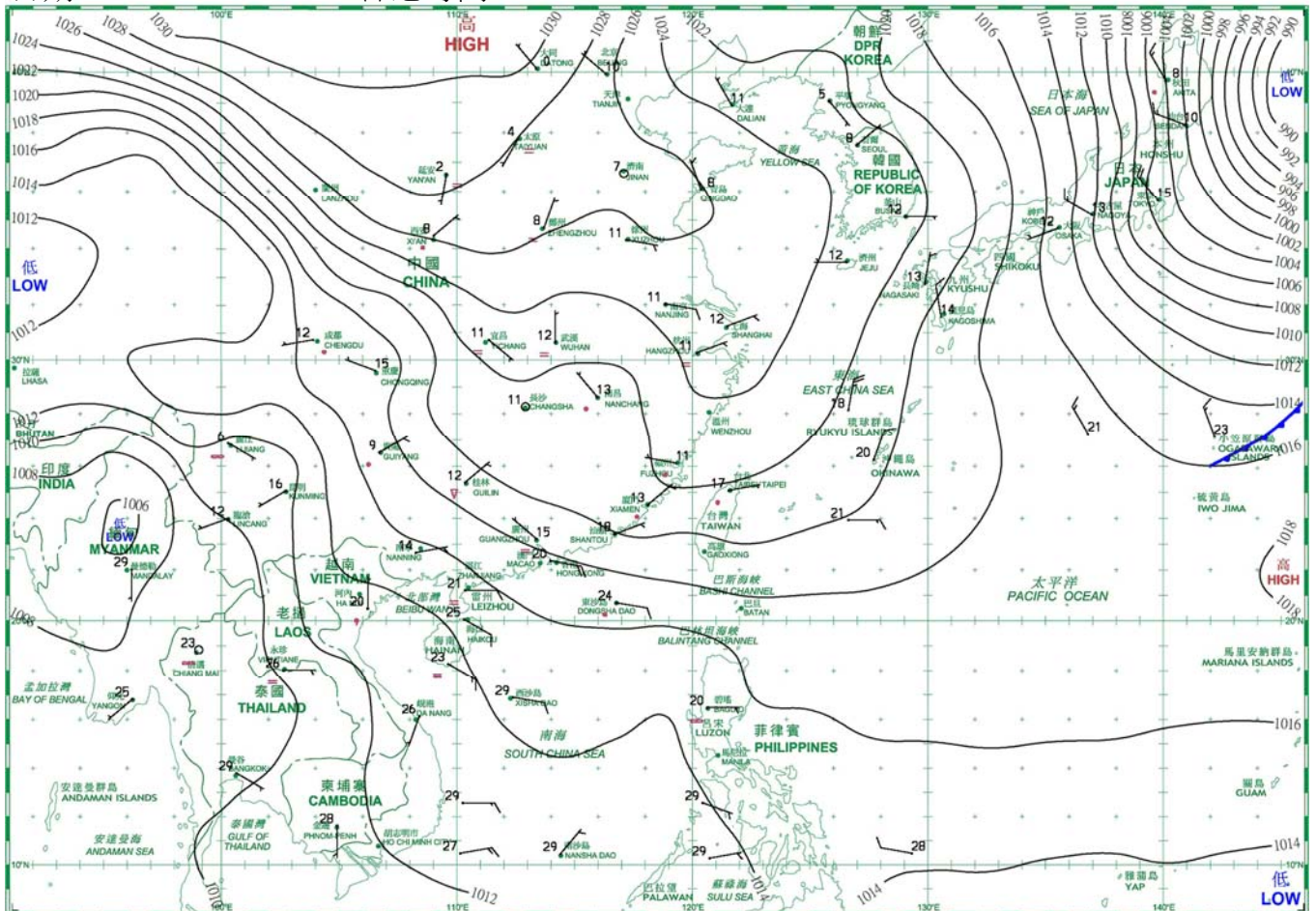


2. 二零二零年四月每日天氣圖 Daily Weather Maps for April 2020

日期/Date: 01.04.2020 香港時間/HK Time: 08:00



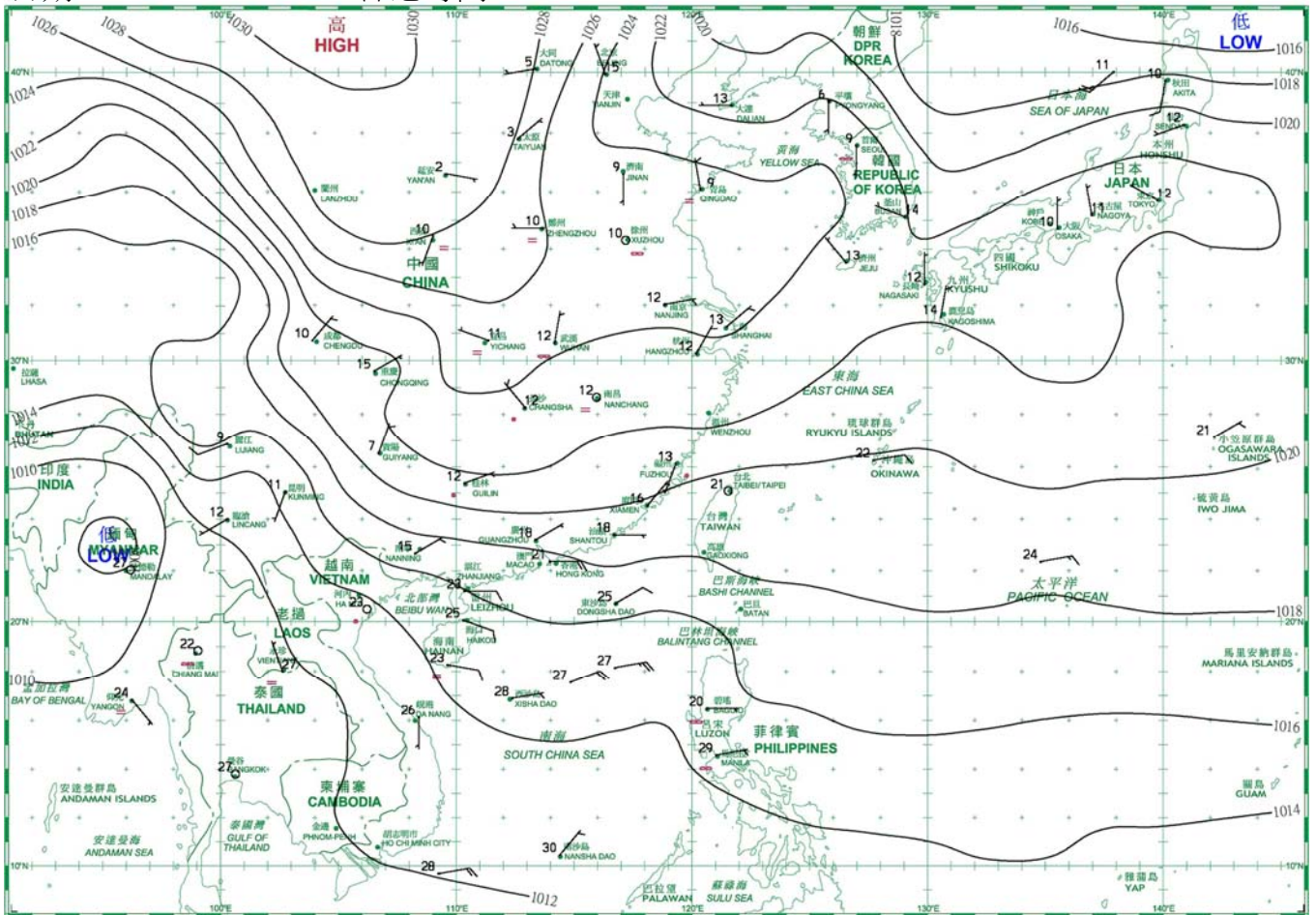
日期/Date: 02.04.2020 香港時間/HK Time: 08:00



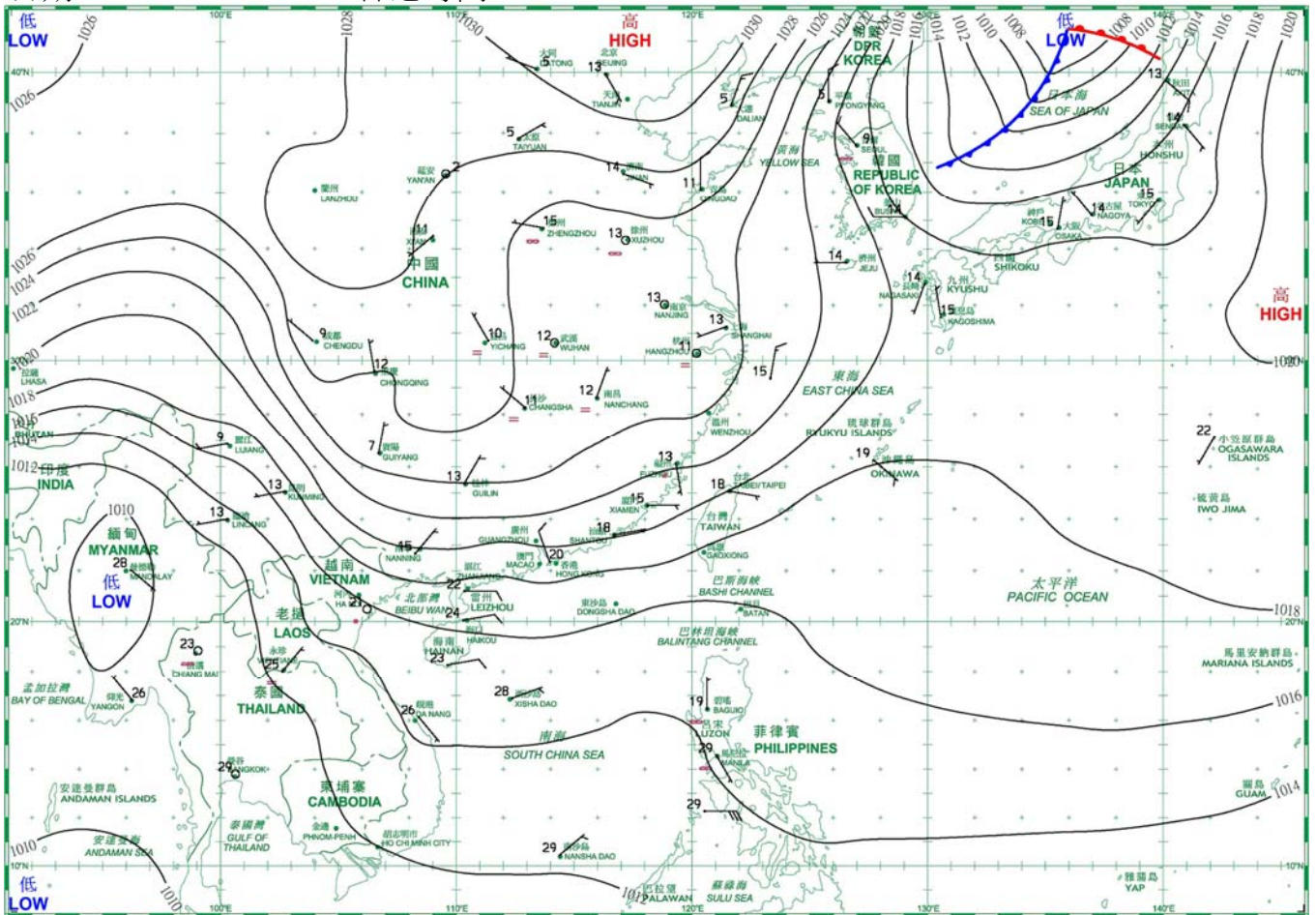
~~~~~ 等壓線 Isobar(hPa)     
 暖鋒 Warm Front     
 靜止鋒 Stationary Front     
 消散中的冷鋒 Dissipating Cold Front     
 6 熱帶氣旋中心 Centre of Tropical Cyclone  
 冷鋒 Cold Front     
 錮囚鋒 Occlusion     
 槽軸 (線) Axis of Trough



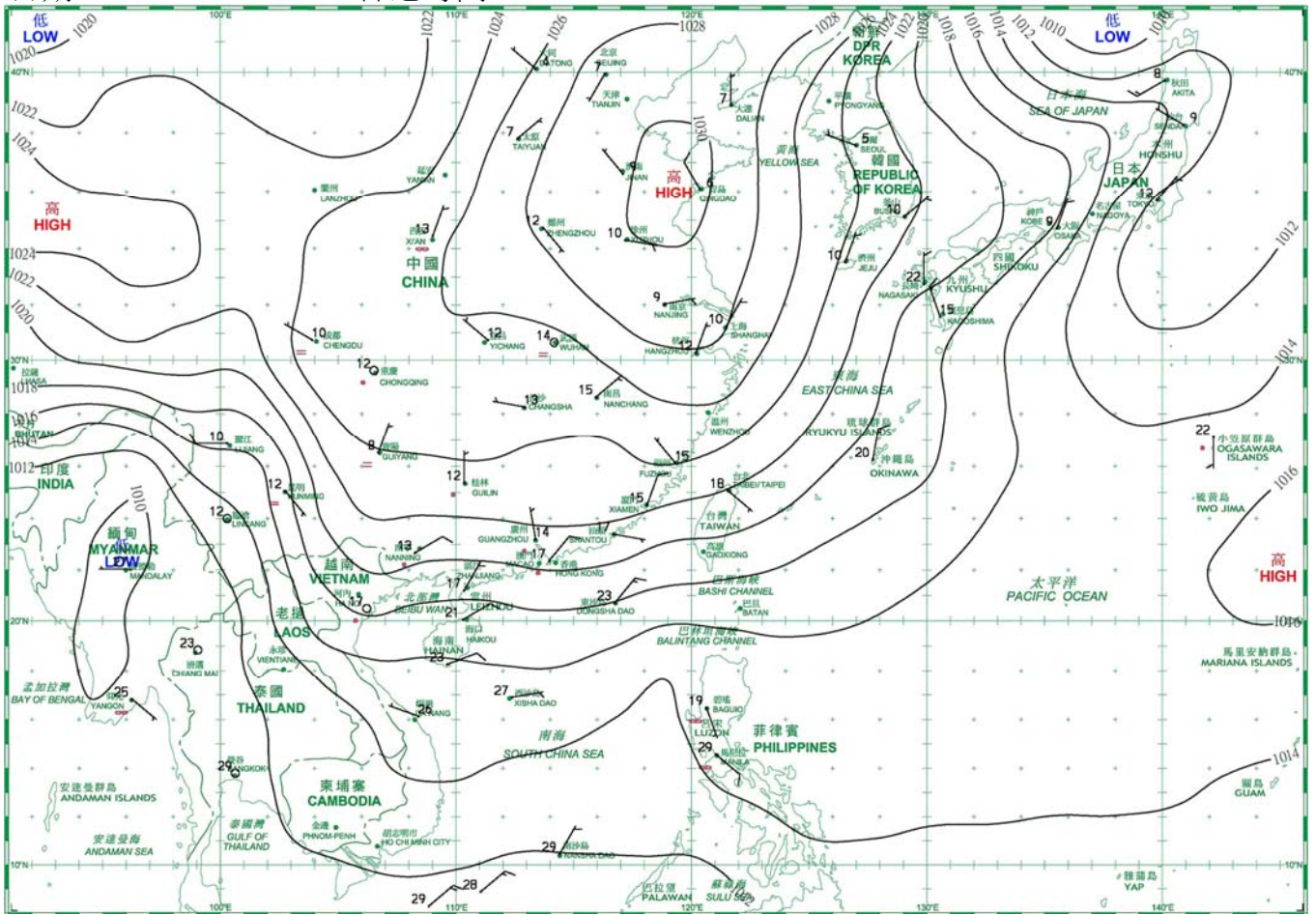
日期/Date: 03.04.2020 香港時間/HK Time: 08:00



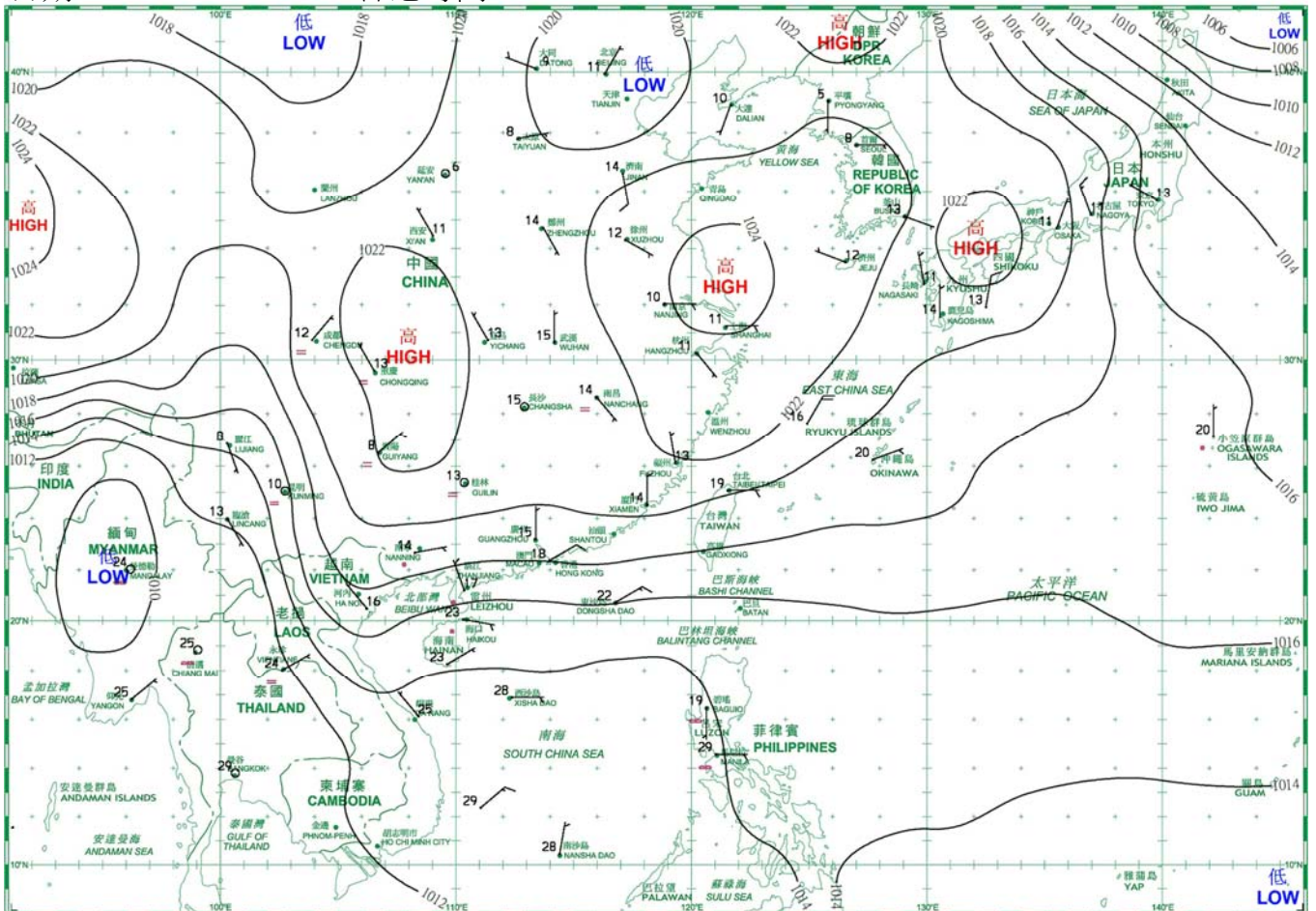
日期/Date: 04.04.2020 香港時間/HK Time: 08:00



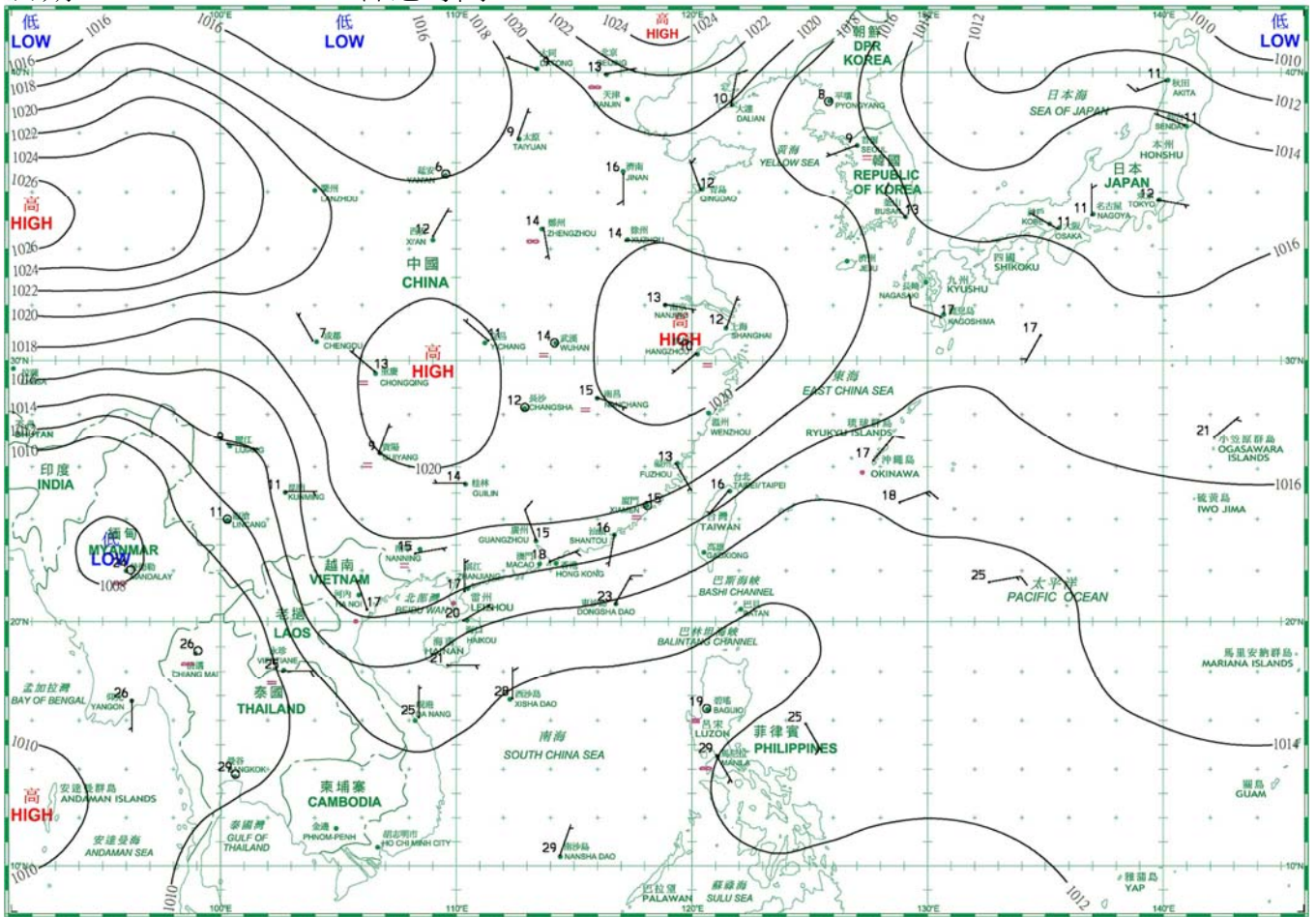
日期/Date: 05.04.2020 香港時間/HK Time: 08:00



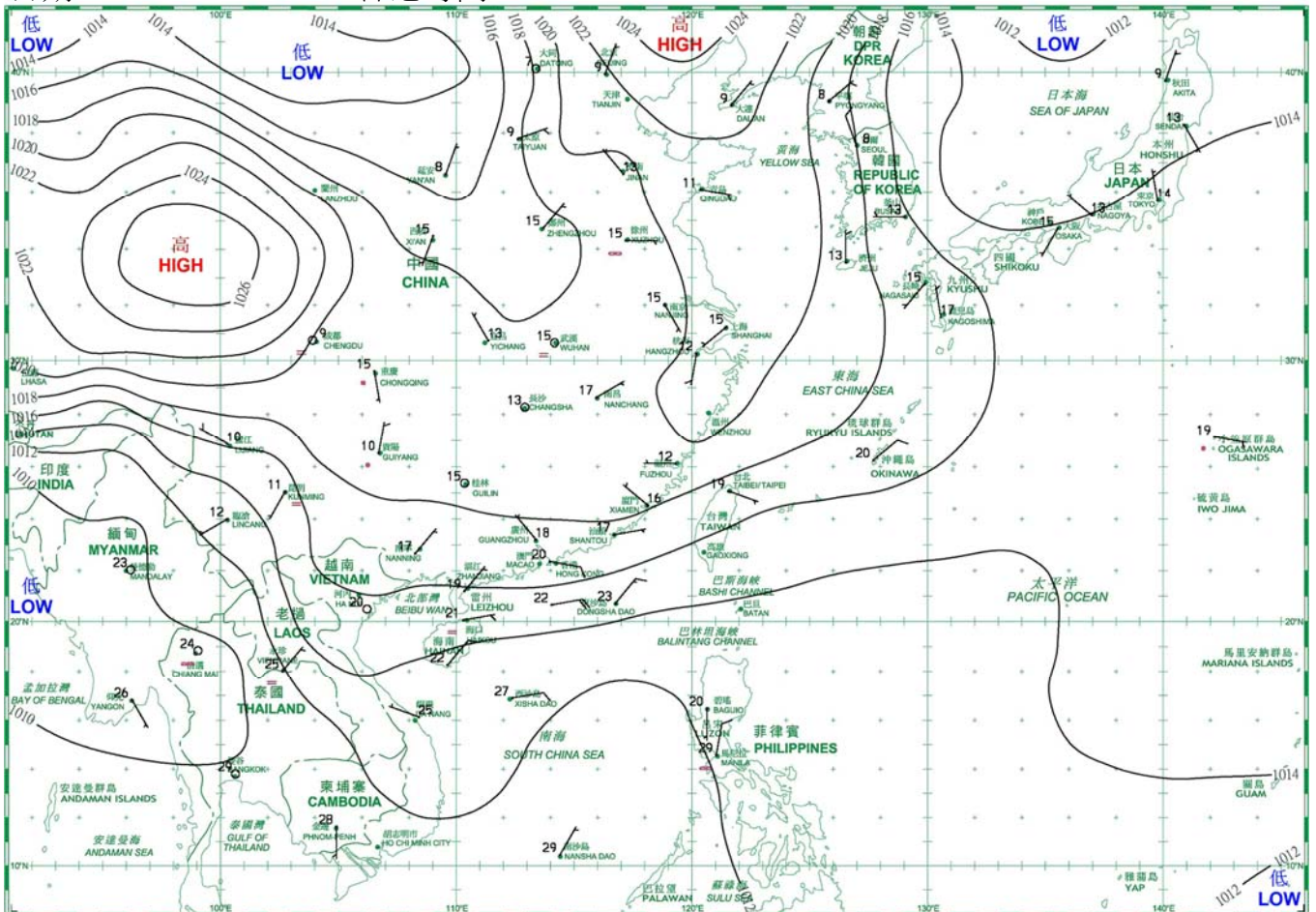
日期/Date: 06.04.2020 香港時間/HK Time: 08:00



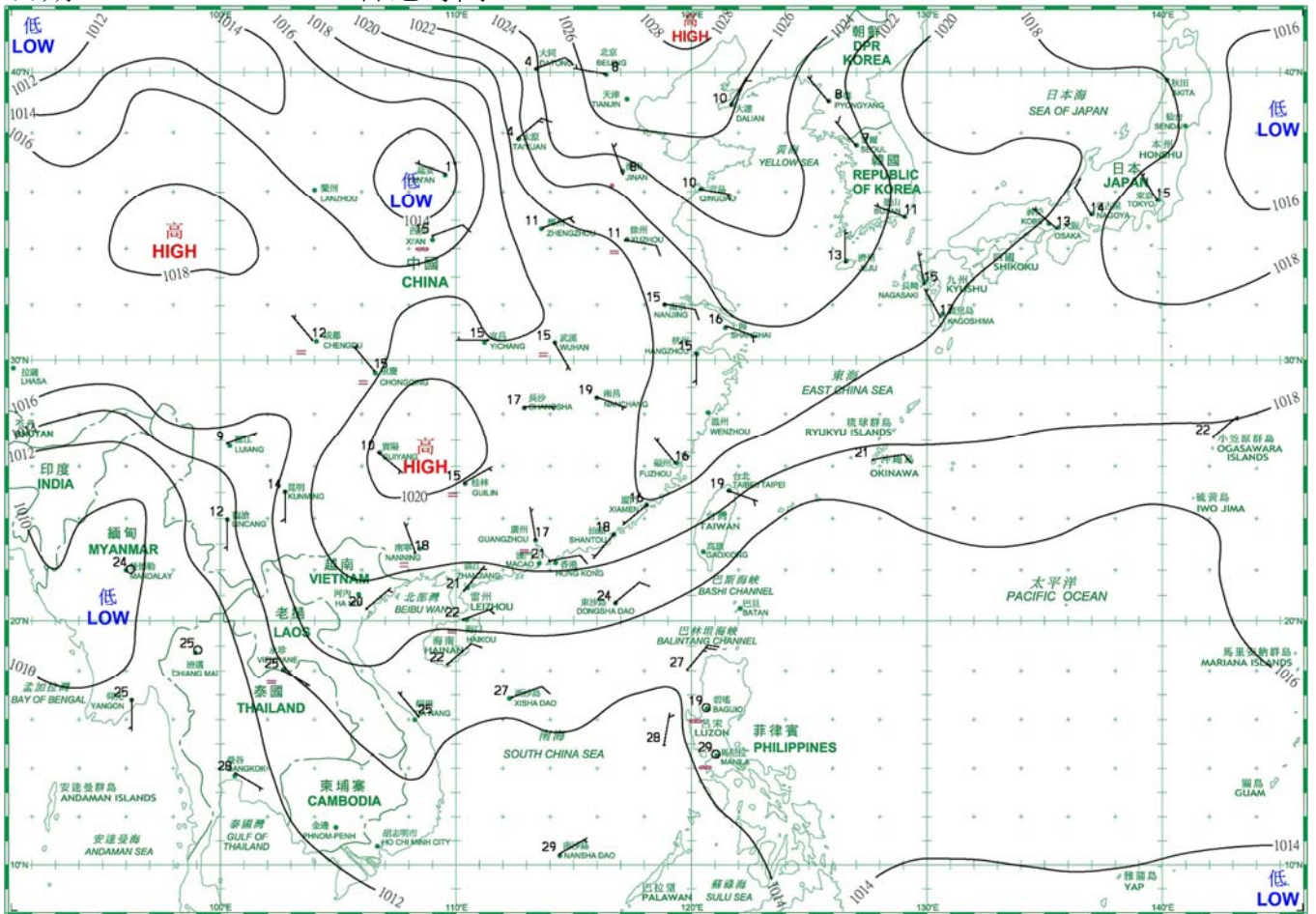
日期/Date: 07.04.2020 香港時間/HK Time: 08:00



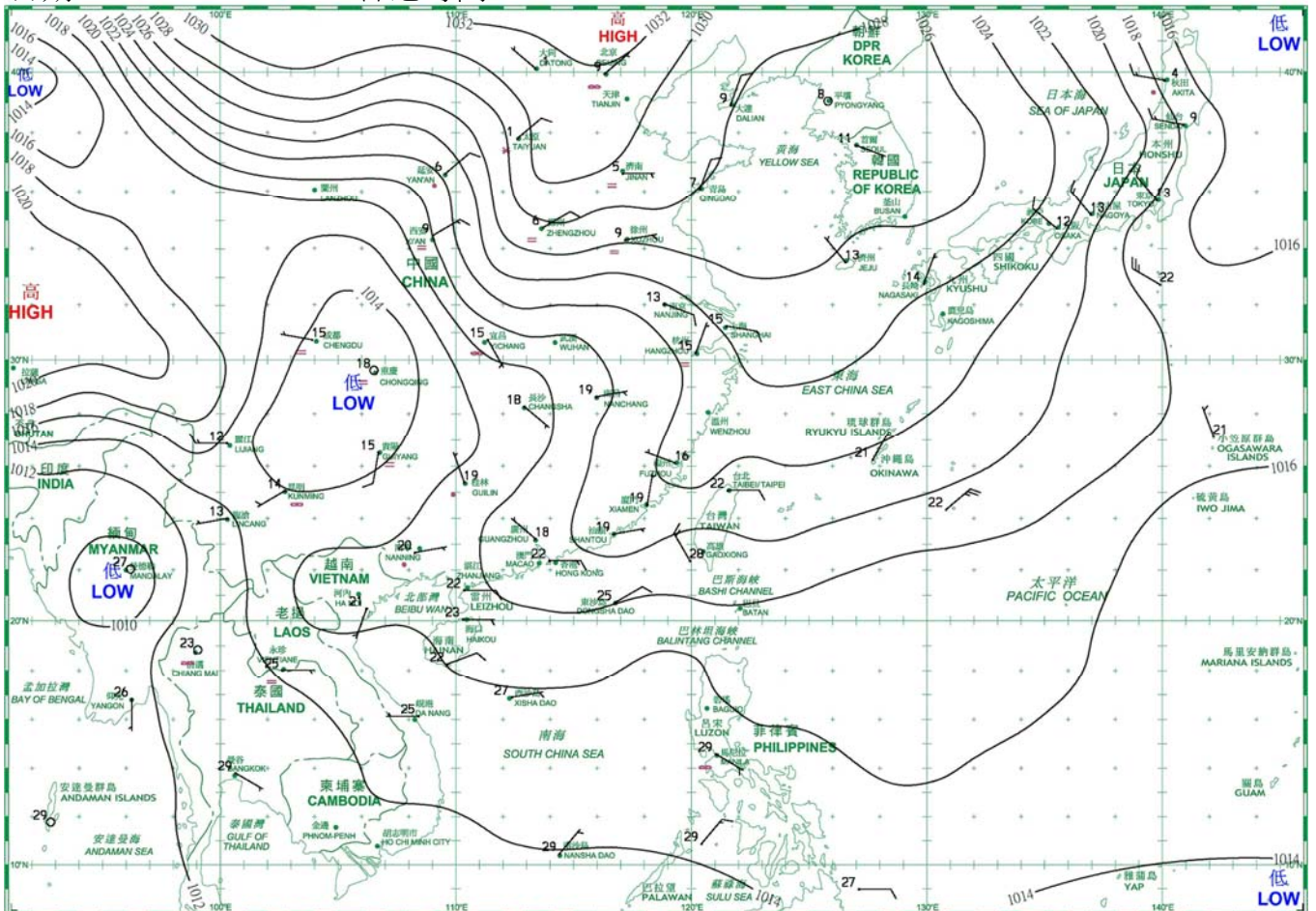
日期/Date: 08.04.2020 香港時間/HK Time: 08:00



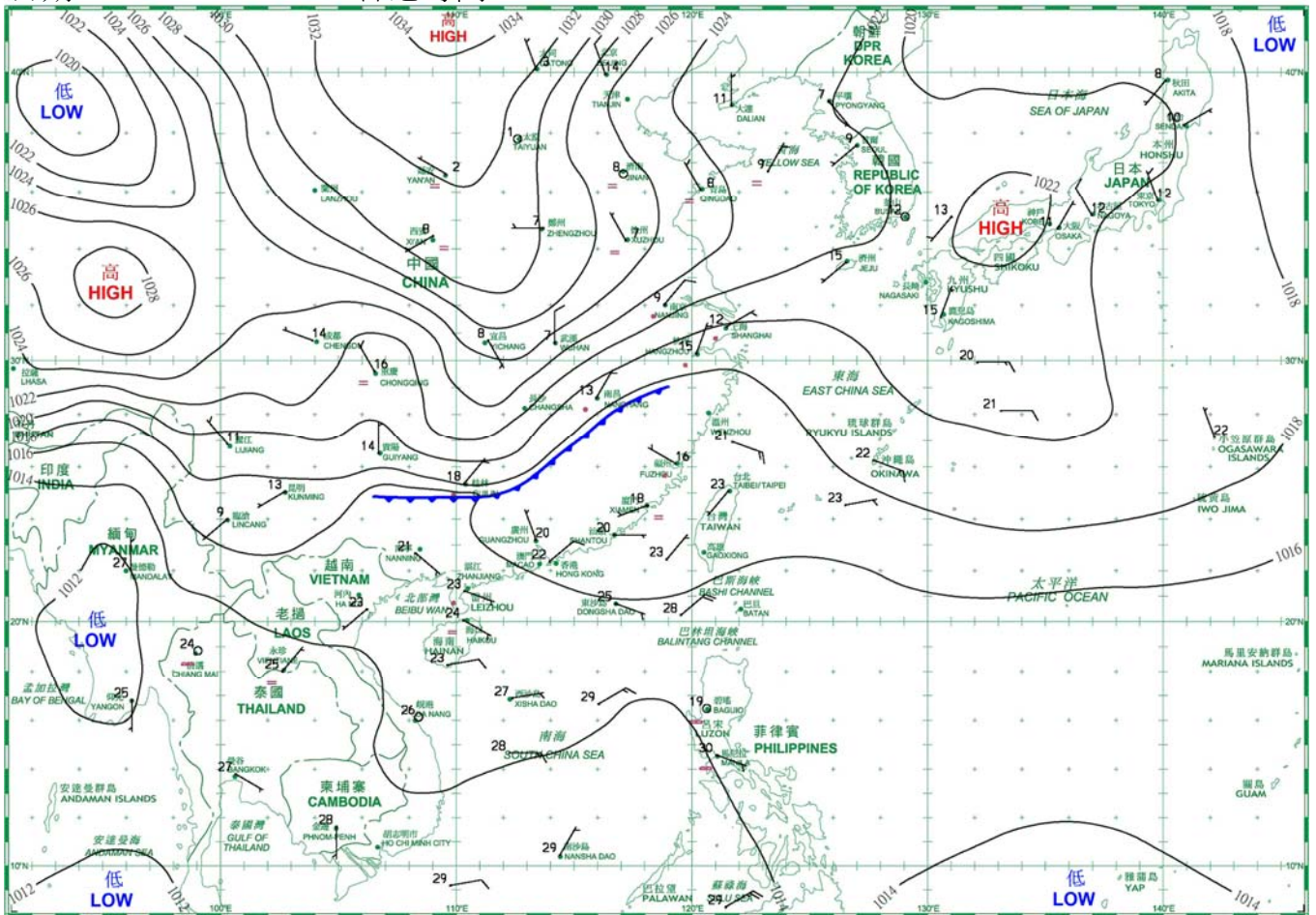
日期/Date: 09.04.2020 香港時間/HK Time: 08:00



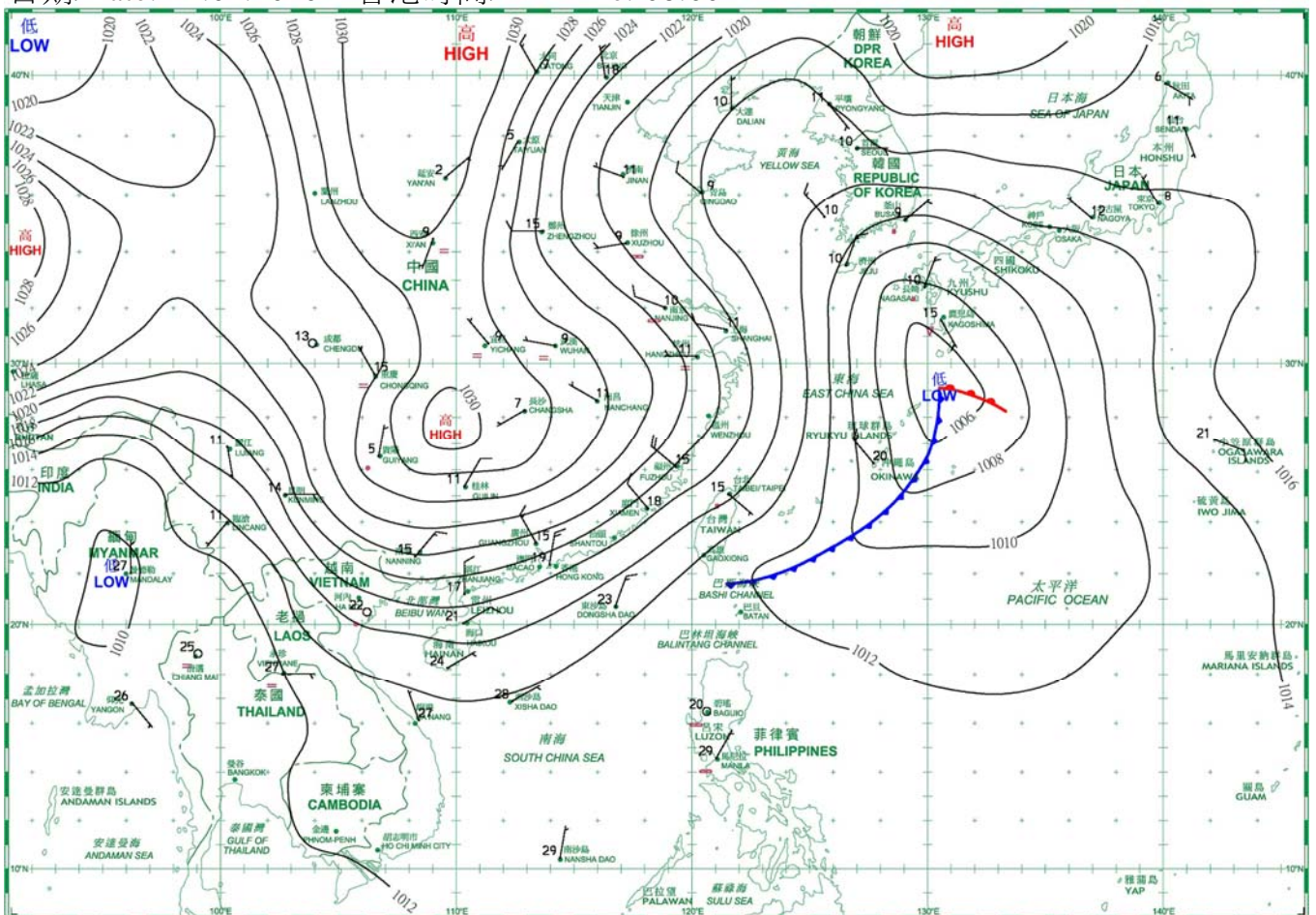
日期/Date: 10.04.2020 香港時間/HK Time: 08:00



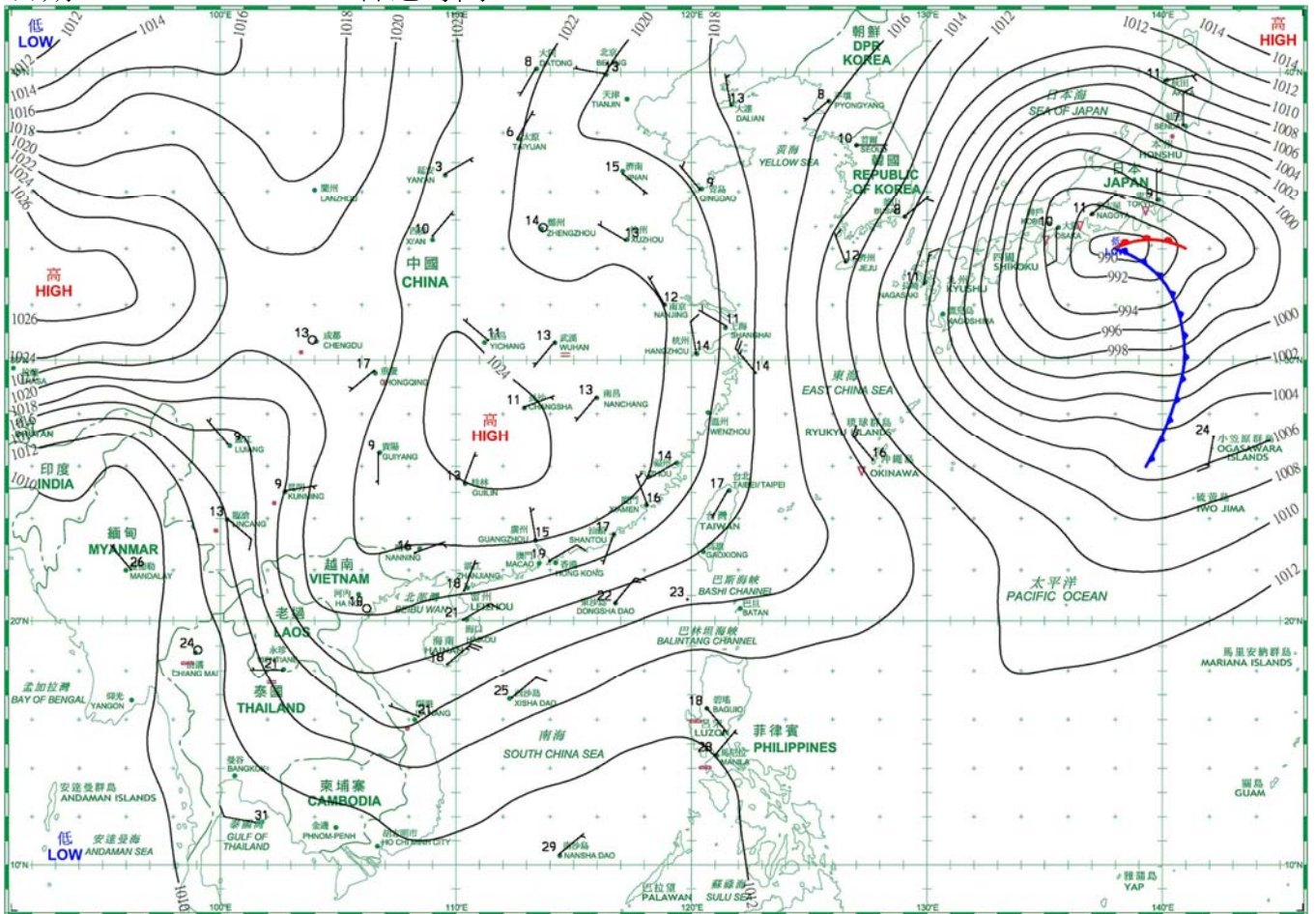
日期/Date: 11.04.2020 香港時間/HK Time: 08:00



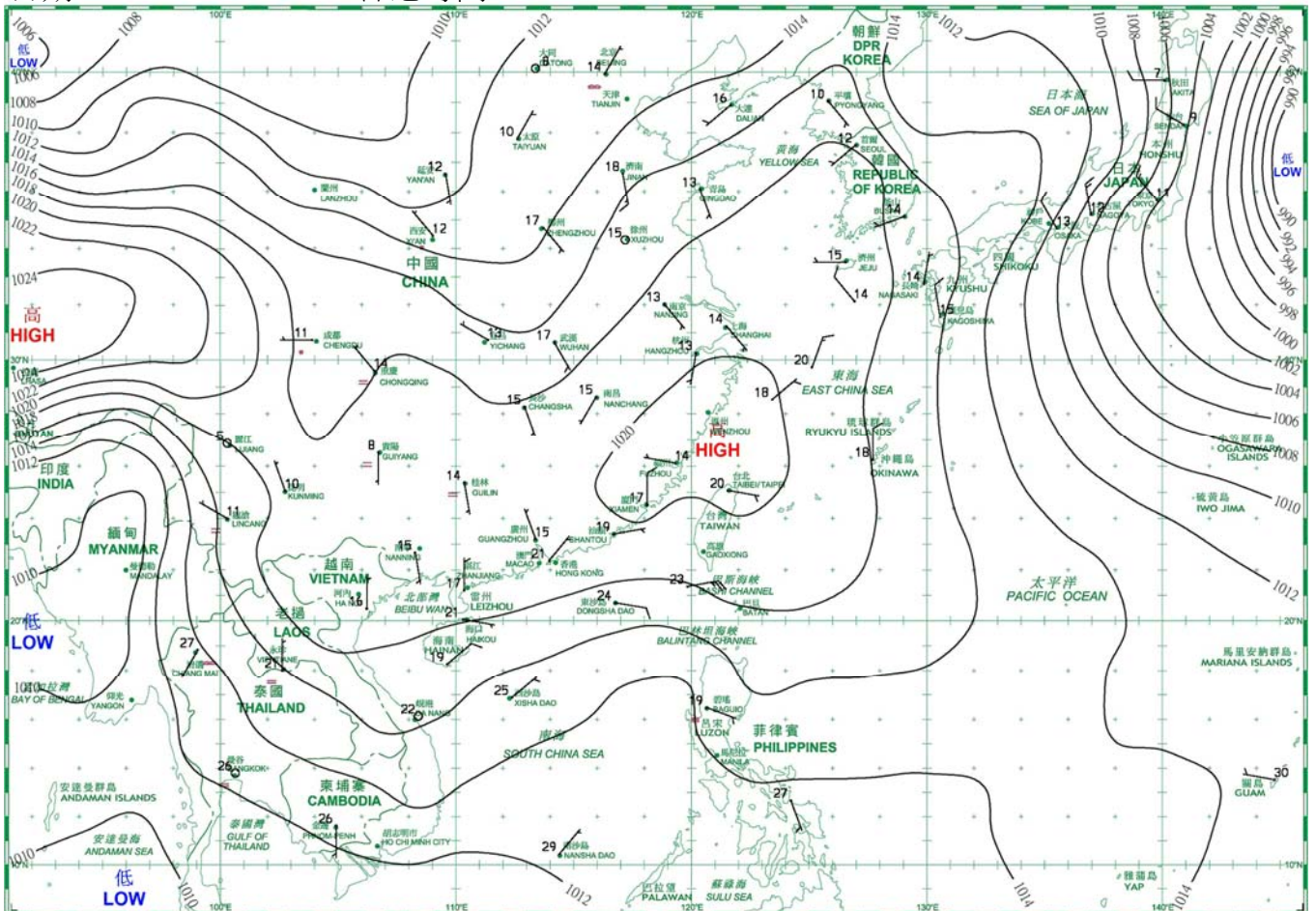
日期/Date: 12.04.2020 香港時間/HK Time: 08:00



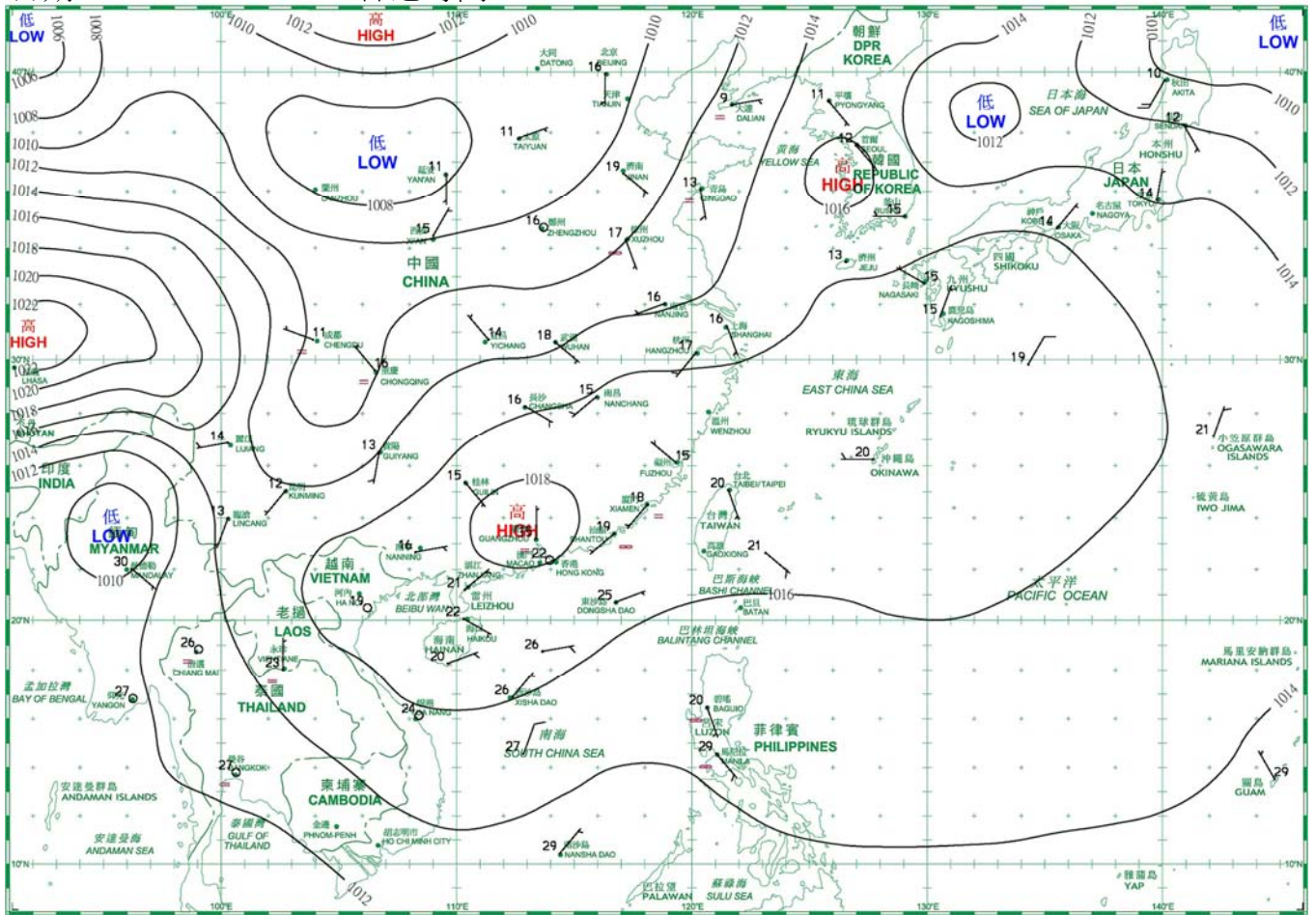
日期/Date: 13.04.2020 香港時間/HK Time: 08:00



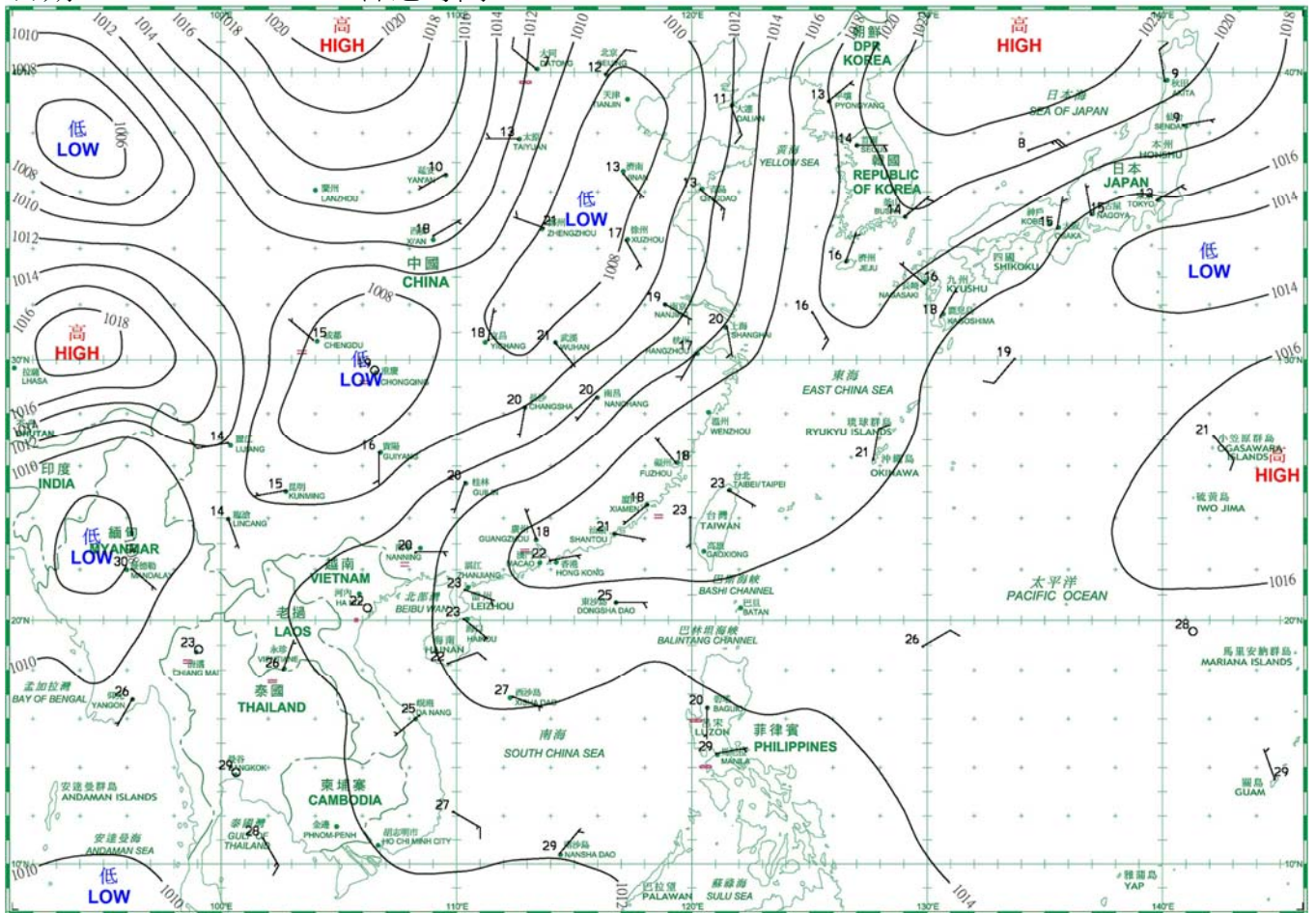
日期/Date: 14.04.2020 香港時間/HK Time: 08:00



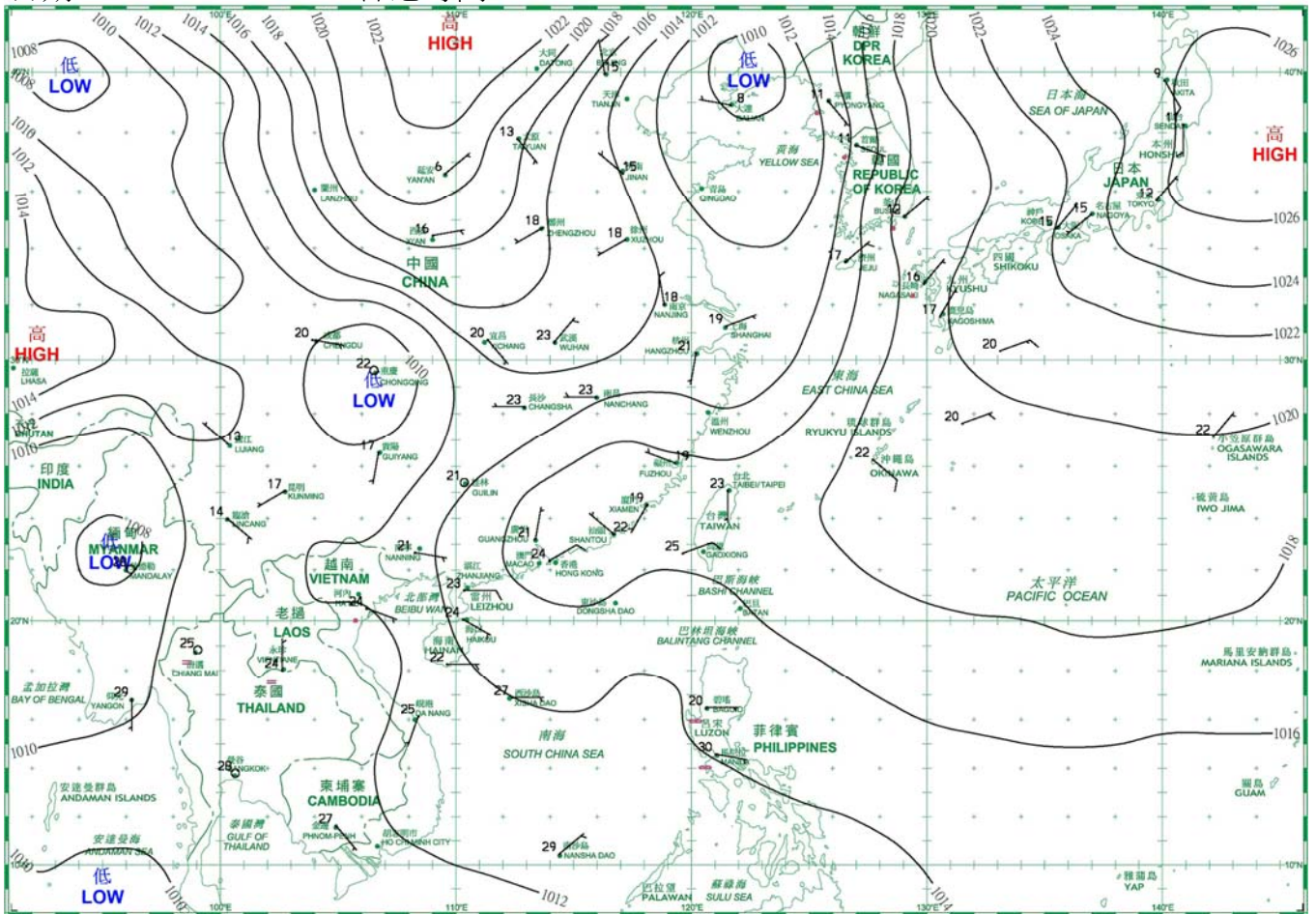
日期/Date: 15.04.2020 香港時間/HK Time: 08:00



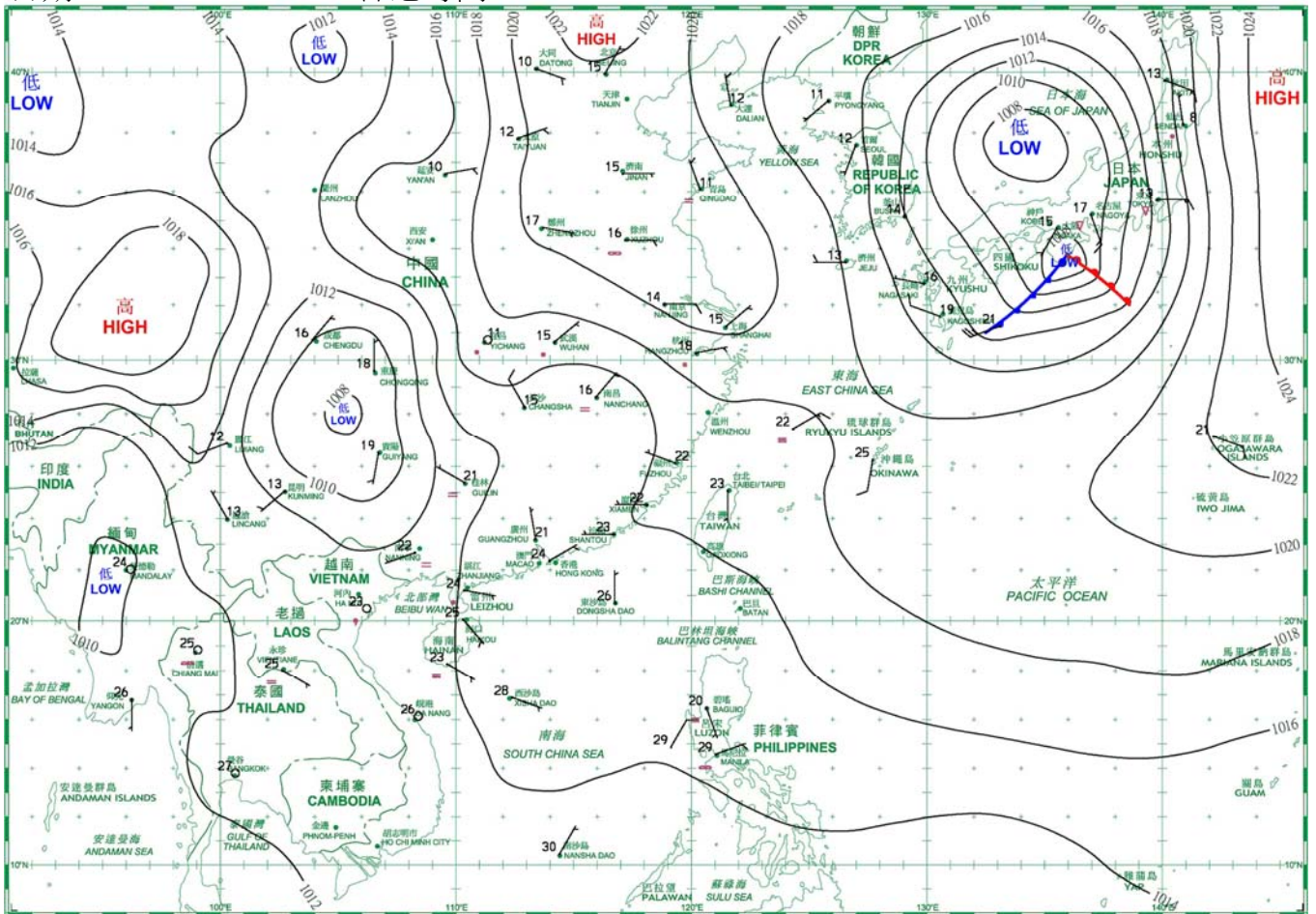
日期/Date: 16.04.2020 香港時間/HK Time: 08:00



日期/Date: 17.04.2020 香港時間/HK Time: 08:00

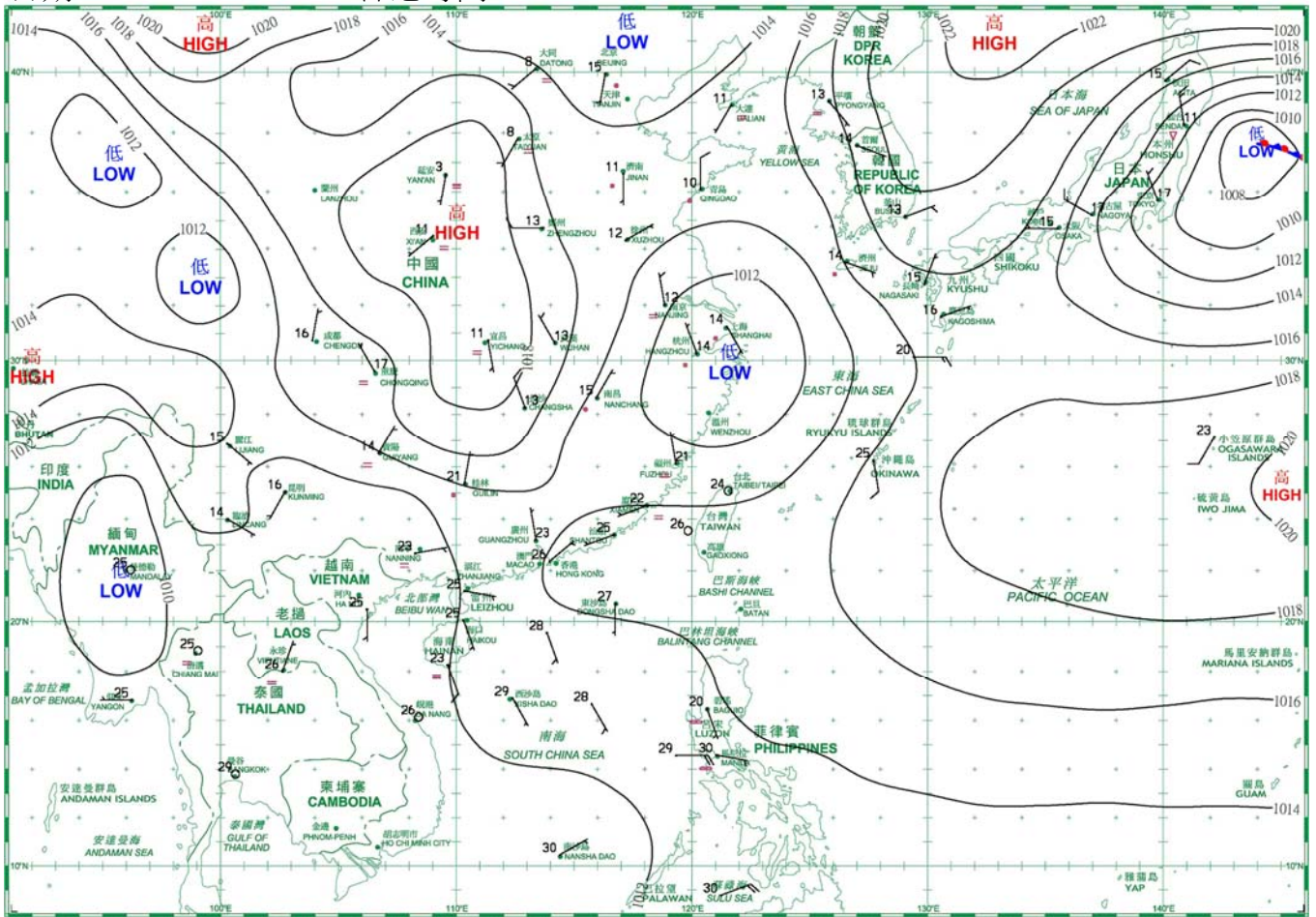


日期/Date: 18.04.2020 香港時間/HK Time: 08:00

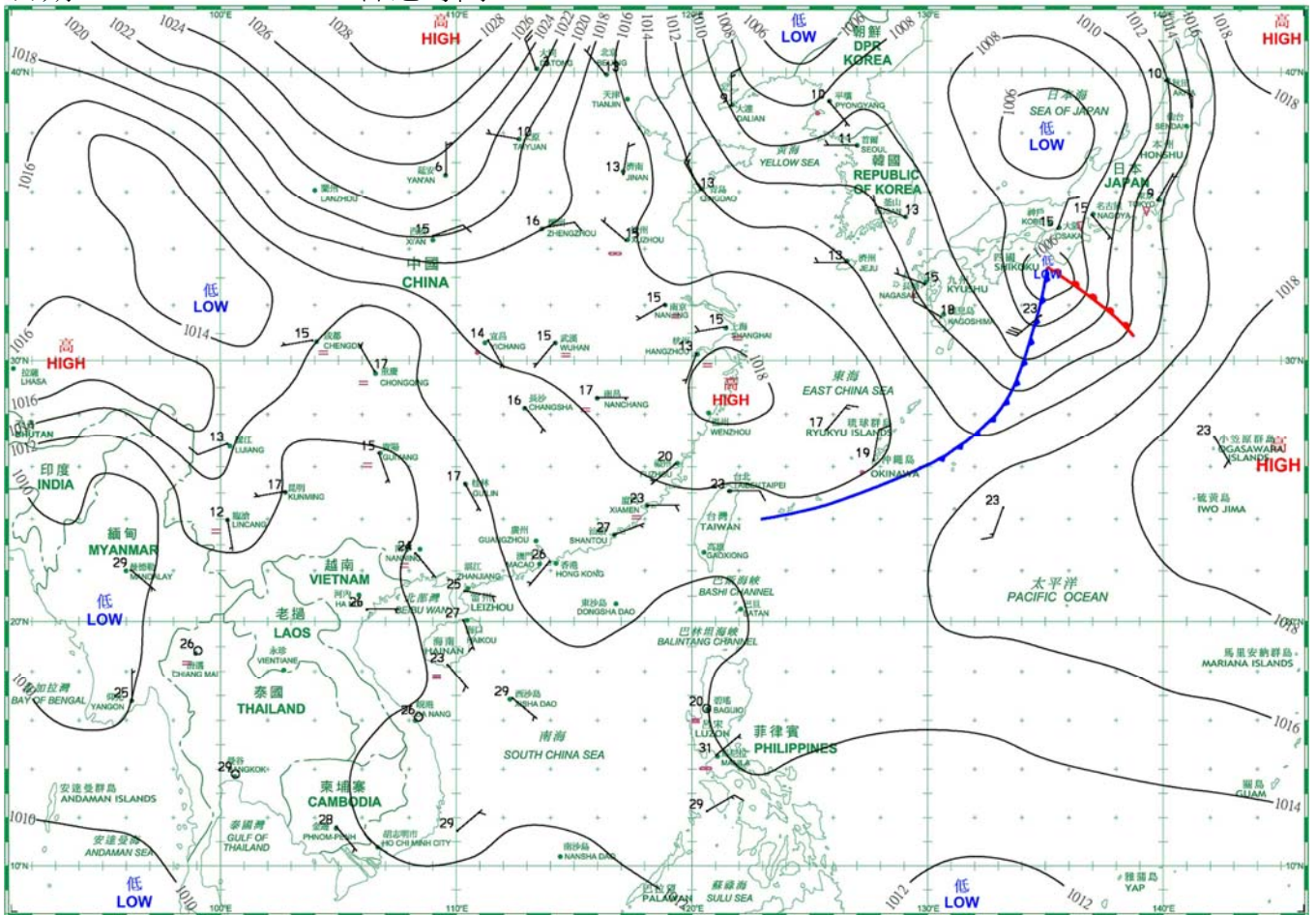




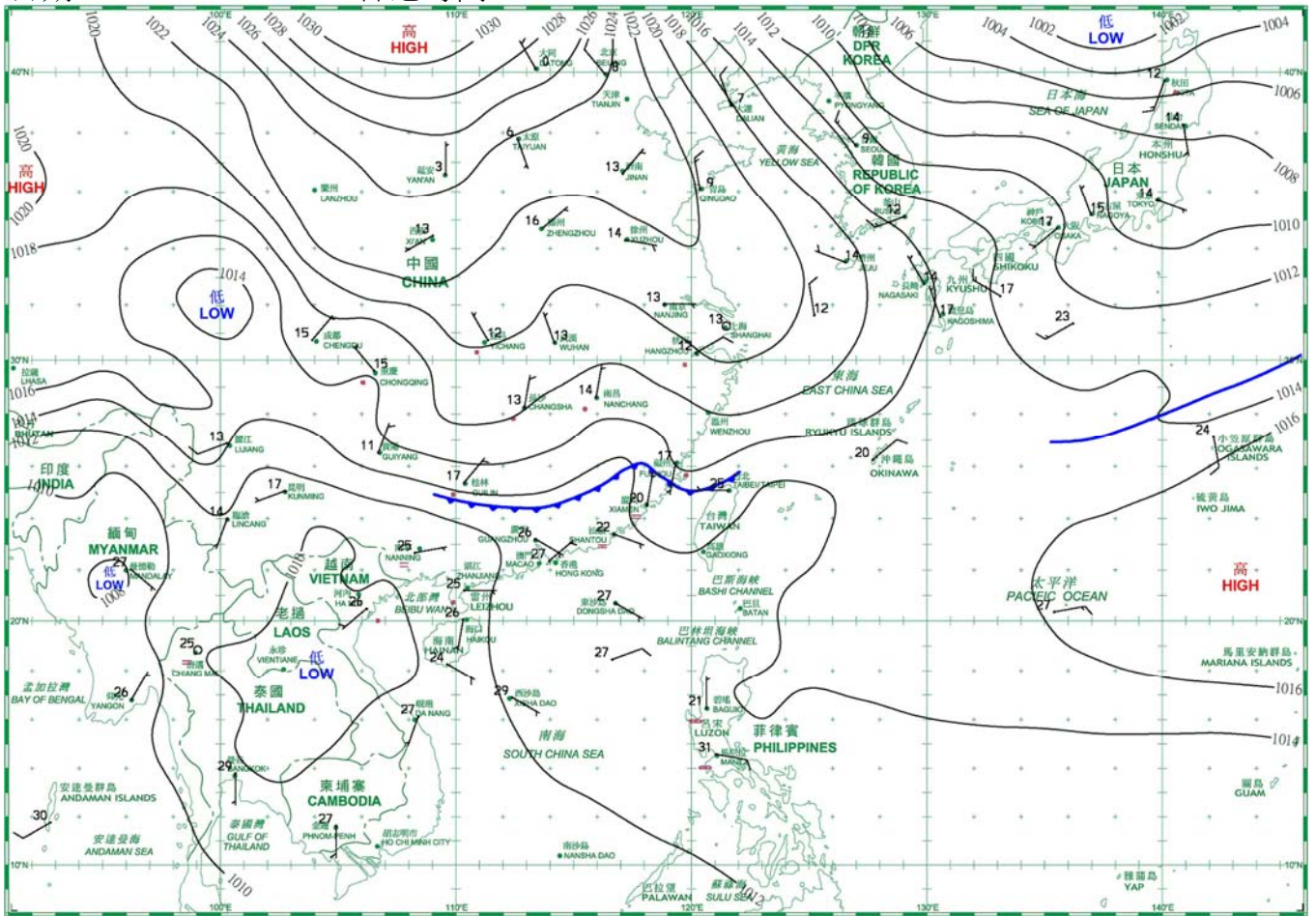
日期/Date: 19.04.2020 香港時間/HK Time: 08:00



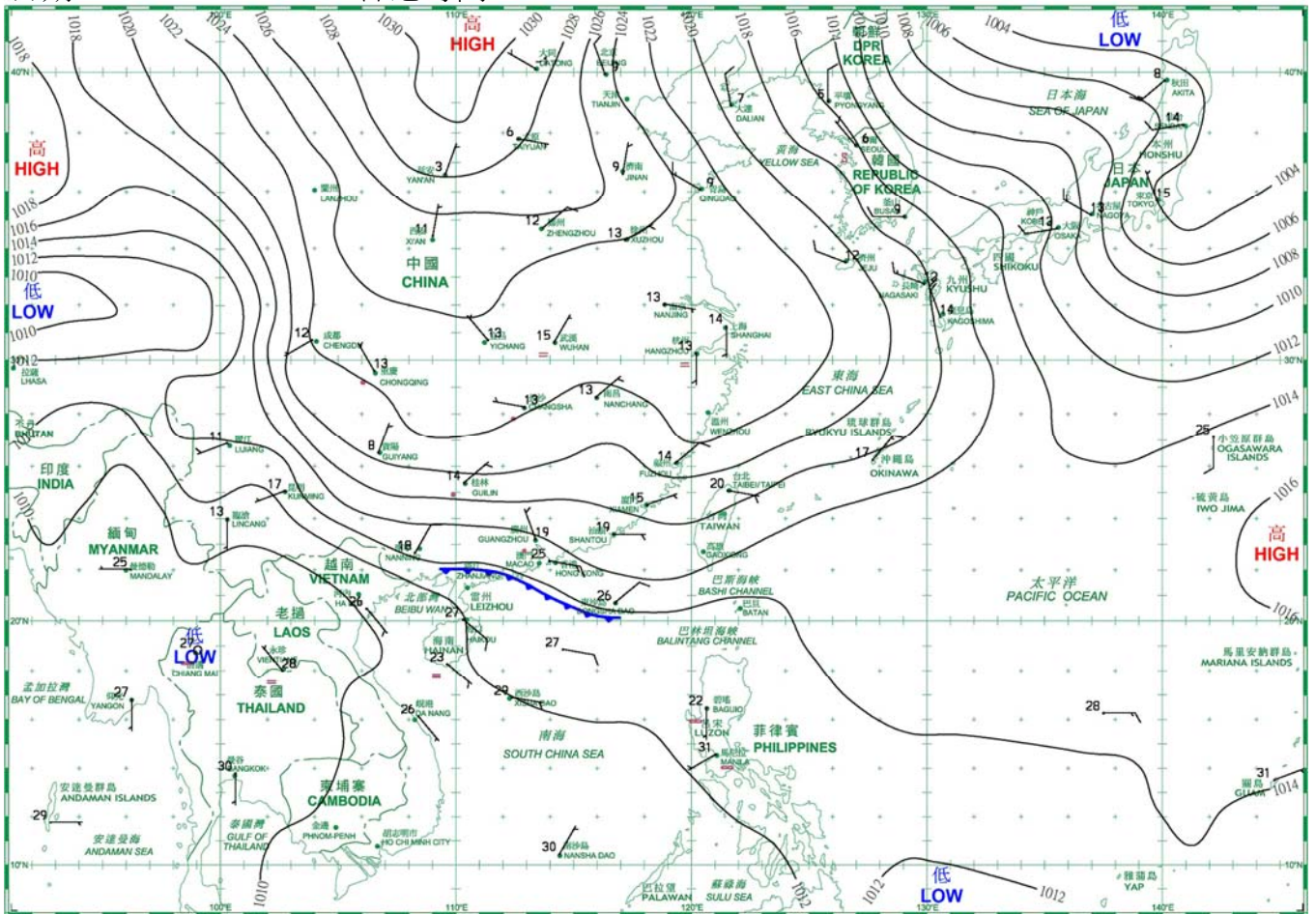
日期/Date: 20.04.2020 香港時間/HK Time: 08:00



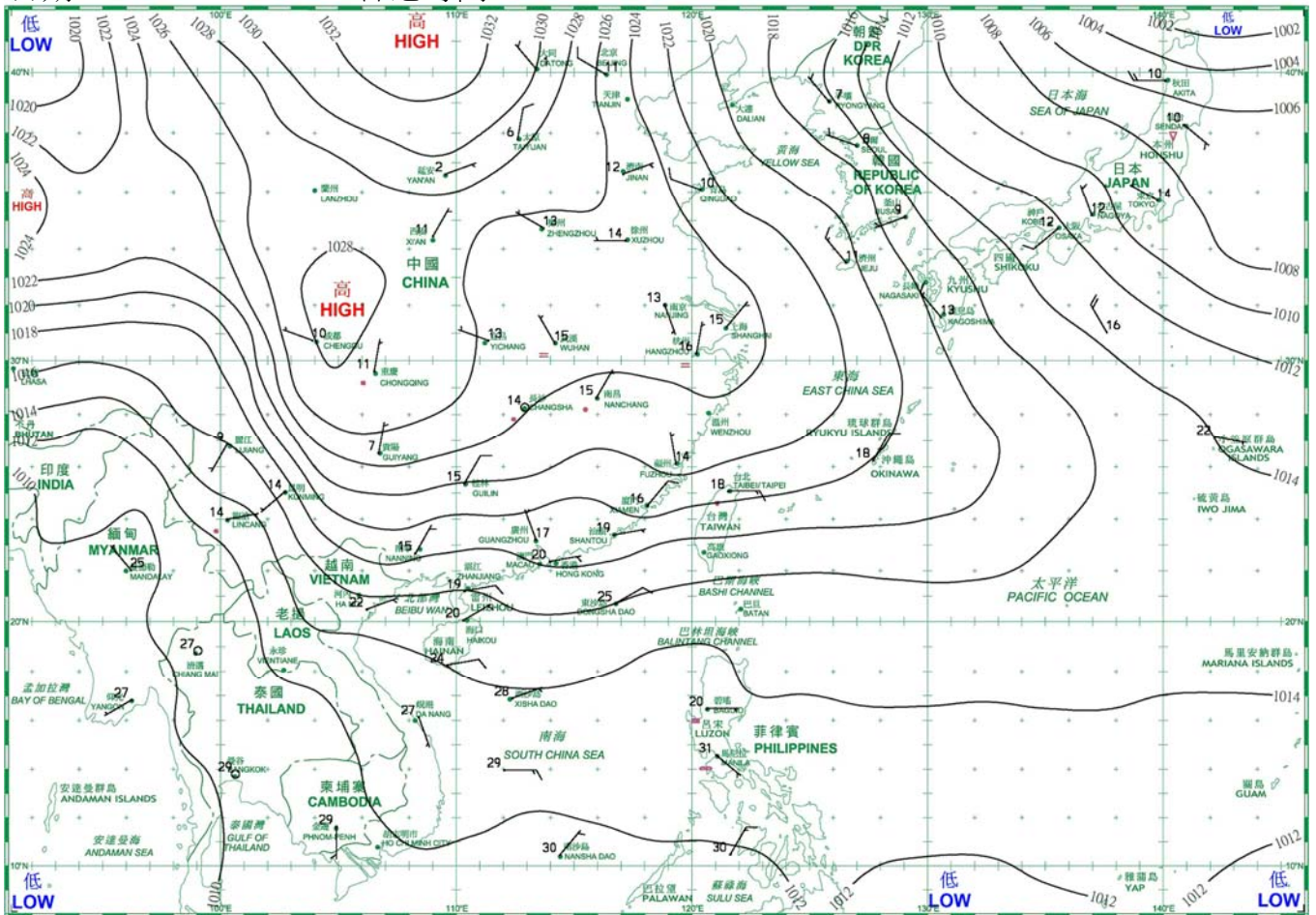
日期/Date: 21.04.2020 香港時間/HK Time: 08:00



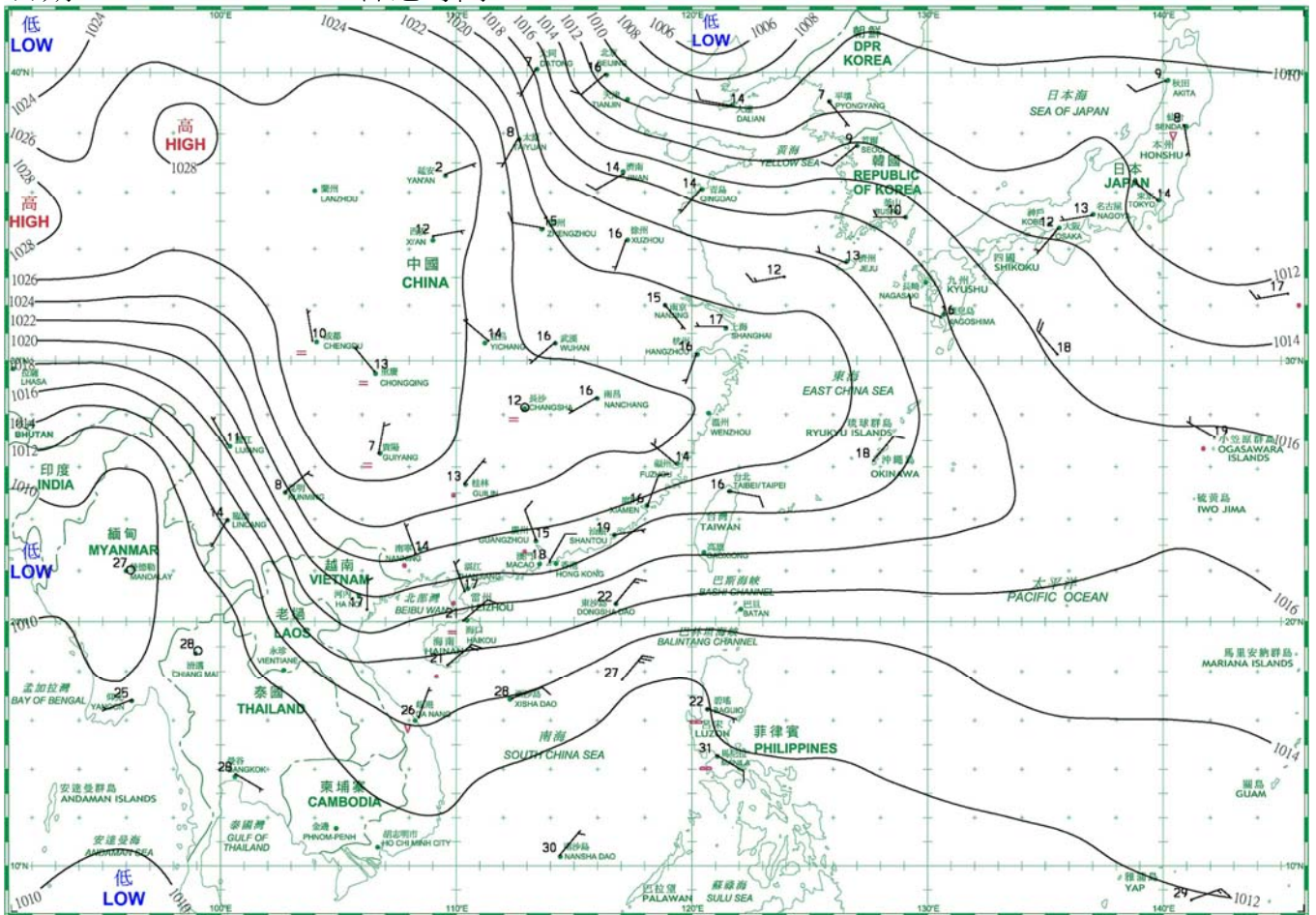
日期/Date: 22.04.2020 香港時間/HK Time: 08:00



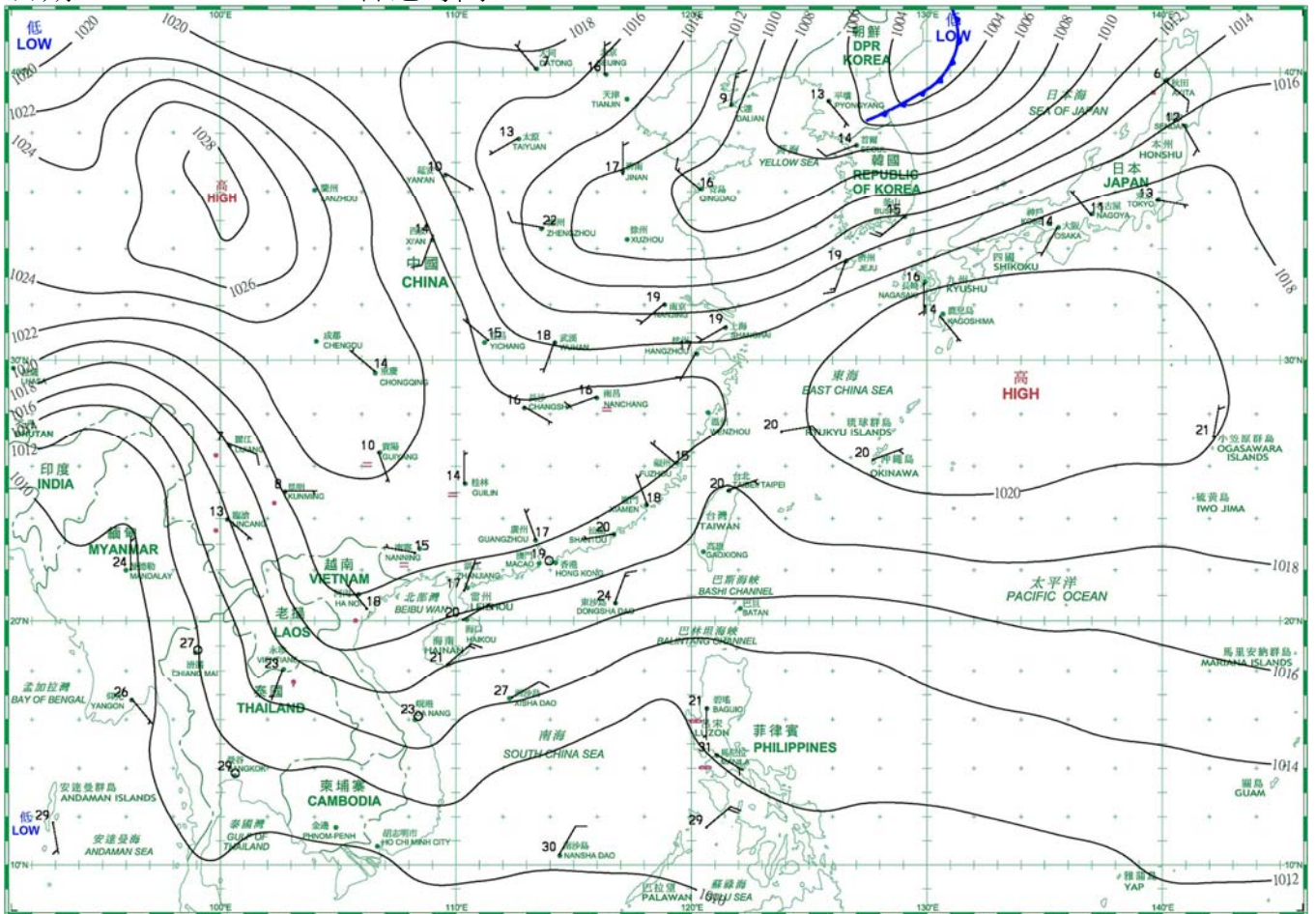
日期/Date: 23.04.2020 香港時間/HK Time: 08:00



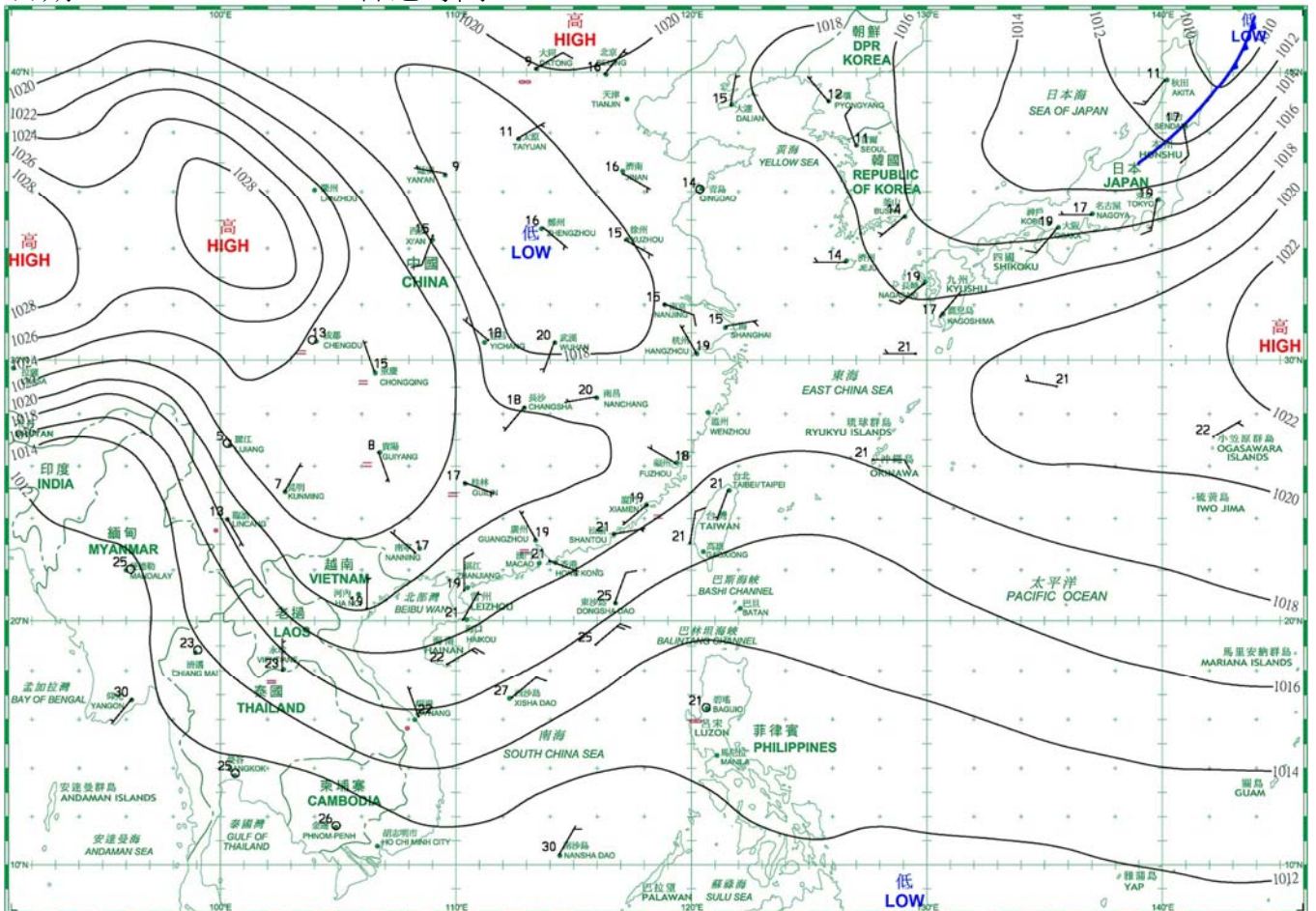
日期/Date: 24.04.2020 香港時間/HK Time: 08:00



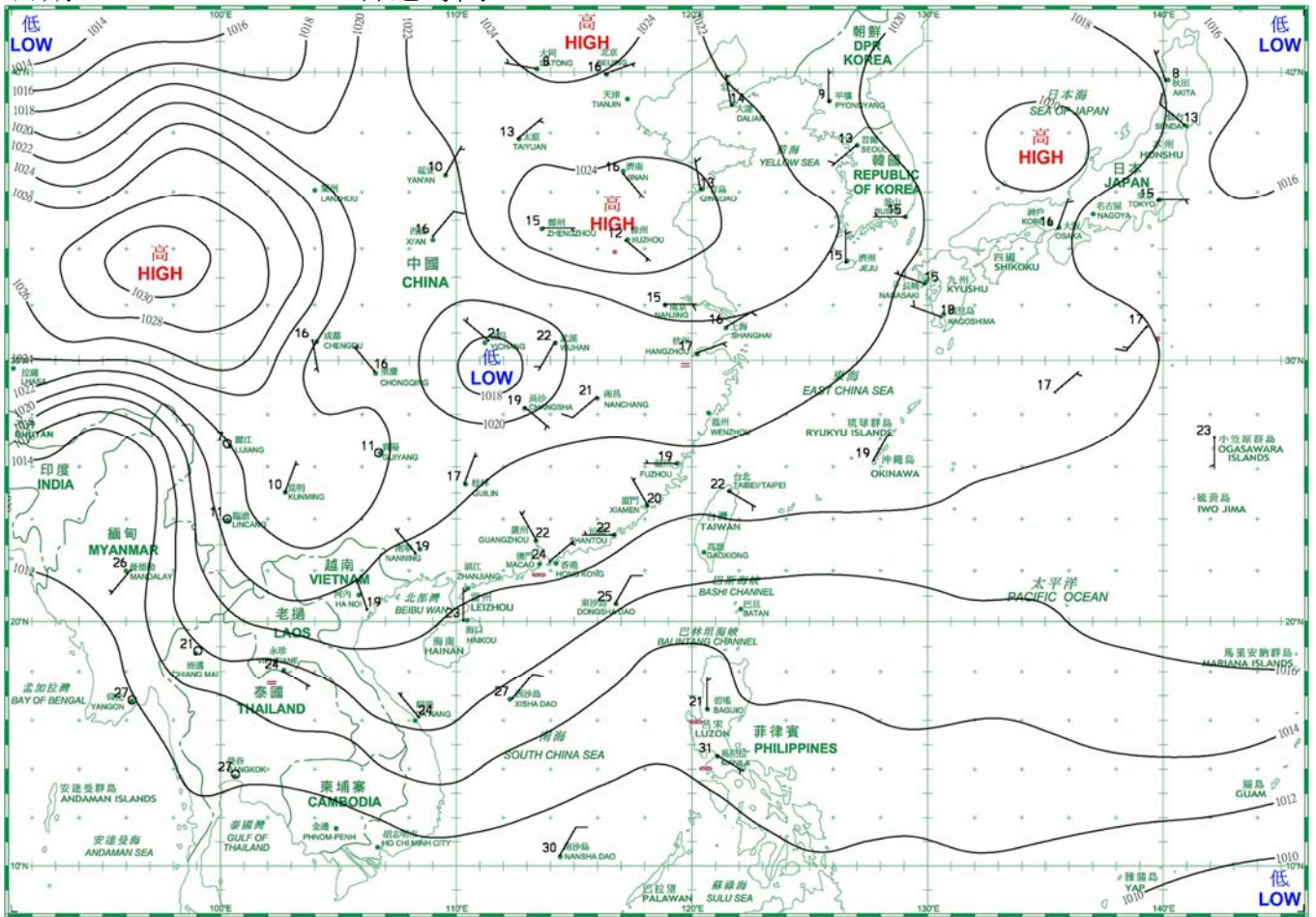
日期/Date: 25.04.2020 香港時間/HK Time: 08:00



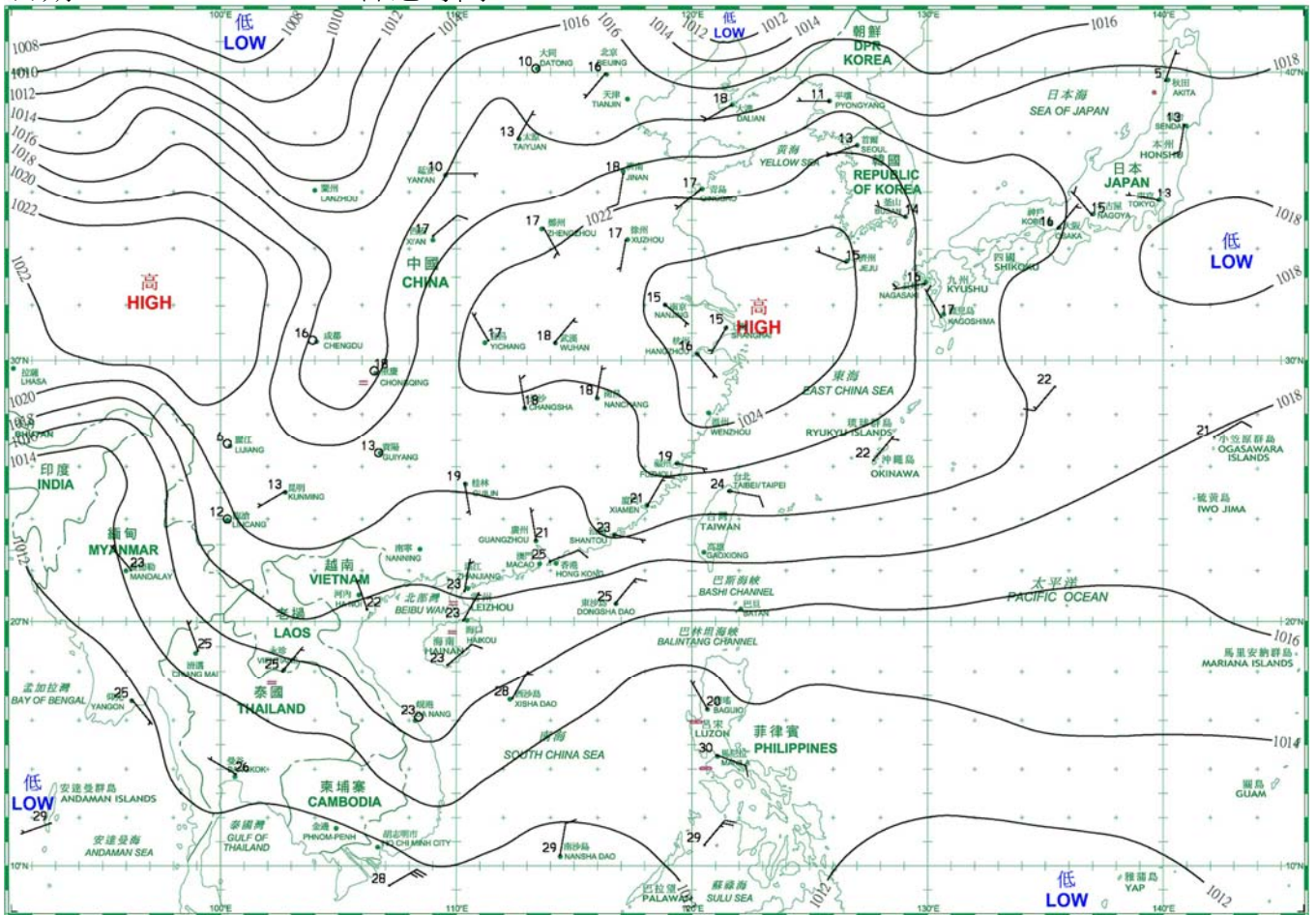
日期/Date: 26.04.2020 香港時間/HK Time: 08:00



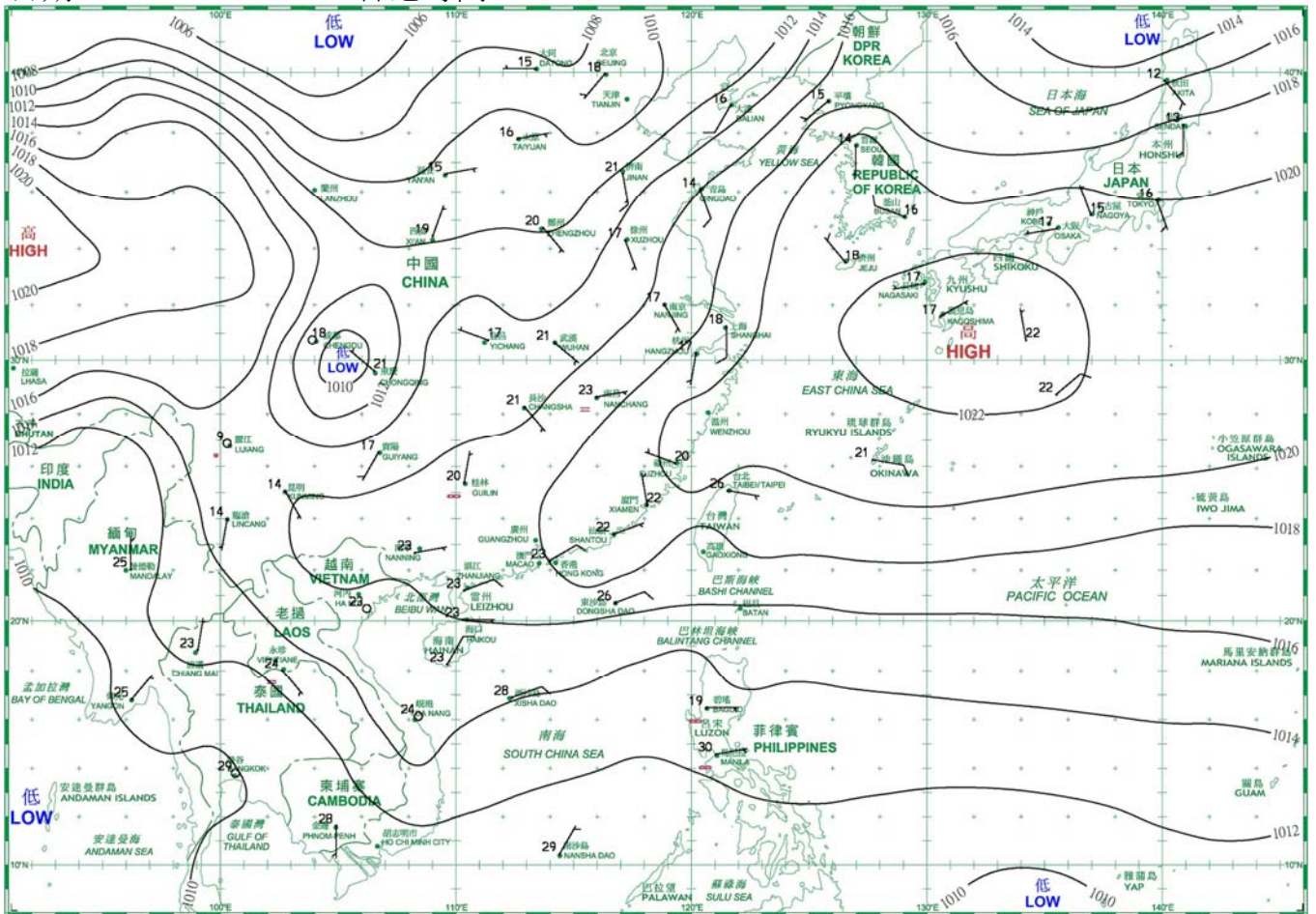
日期/Date: 27.04.2020 香港時間/HK Time: 08:00



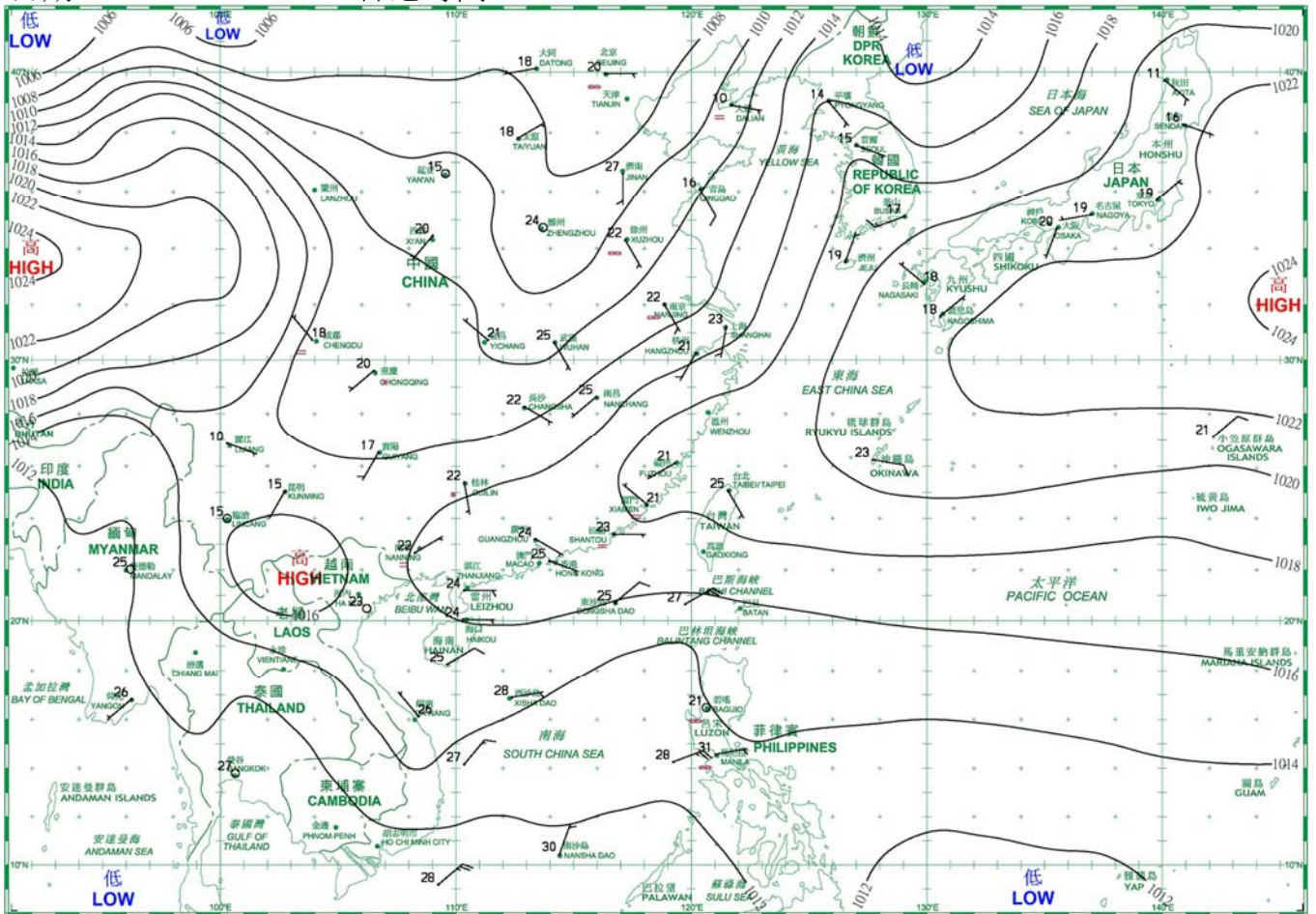
日期/Date: 28.04.2020 香港時間/HK Time: 08:00



日期/Date: 29.04.2020 香港時間/HK Time: 08:00



日期/Date: 30.04.2020 香港時間/HK Time: 08:00



### 3.1.1 二零二零年四月香港氣象觀測摘錄(一)

#### 3.1.1 Extract of Meteorological Observations in Hong Kong (Part 1), April 2020

| 日期<br>Date          | 平均氣壓<br>Mean<br>Pressure     | 氣 溫<br>Air Temperature |            |               | 平均<br>露點溫度<br>Mean<br>Dew Point<br>Temperature | 平均<br>相對濕度<br>Mean<br>Relative<br>Humidity | 平均雲量<br>Mean<br>Amount<br>of Cloud | 總雨量<br>Total<br>Rainfall |
|---------------------|------------------------------|------------------------|------------|---------------|------------------------------------------------|--------------------------------------------|------------------------------------|--------------------------|
|                     |                              | 最高<br>Maximum          | 平均<br>Mean | 最低<br>Minimum |                                                |                                            |                                    |                          |
| 四月<br>April         | 百帕斯卡<br>hPa                  | °C                     | °C         | °C            | °C                                             | %                                          | %                                  | 毫米<br>mm                 |
| 1                   | 1015.0                       | 21.3                   | 19.7       | 18.9          | 18.2                                           | 91                                         | 96                                 | 0.2                      |
| 2                   | 1017.0                       | 20.7                   | 19.9       | 19.3          | 17.5                                           | 86                                         | 94                                 | 0.4                      |
| 3                   | 1017.2                       | 21.3                   | 20.4       | 19.4          | 18.2                                           | 88                                         | 88                                 | 0.6                      |
| 4                   | 1018.0                       | 24.1                   | 20.8       | 19.7          | 18.9                                           | 89                                         | 89                                 | 1.1                      |
| 5                   | 1019.0                       | 19.9                   | 18.2       | 16.9          | 16.2                                           | 88                                         | 94                                 | 4.6                      |
| 6                   | 1016.8                       | 17.9                   | 17.1       | 16.1          | 15.7                                           | 92                                         | 97                                 | 21.5                     |
| 7                   | 1015.5                       | 21.1                   | 19.1       | 17.2          | 16.5                                           | 86                                         | 88                                 | Tr                       |
| 8                   | 1016.5                       | 24.0                   | 20.6       | 18.7          | 14.8                                           | 71                                         | 83                                 | -                        |
| 9                   | 1017.5                       | 25.6                   | 21.6       | 18.8          | 15.4                                           | 69                                         | 31                                 | -                        |
| 10                  | 1018.1                       | 24.6                   | 21.7       | 19.9          | 16.5                                           | 73                                         | 39                                 | -                        |
| 11                  | 1015.0                       | 24.3                   | 22.5       | 20.5          | 20.4                                           | 88                                         | 89                                 | 20.5                     |
| 12                  | 1017.3                       | 25.6                   | 20.8       | 18.1          | 12.0                                           | 59                                         | 45                                 | 0.4                      |
| 13                  | 1019.2                       | 25.4                   | 20.2       | 16.4          | 7.5                                            | 44                                         | 49                                 | -                        |
| 14                  | 1017.5                       | 24.1                   | 21.1       | 19.6          | 14.2                                           | 65                                         | 80                                 | -                        |
| 15                  | 1015.4                       | 25.9                   | 22.2       | 19.0          | 15.4                                           | 66                                         | 46                                 | -                        |
| 16                  | 1014.5                       | 28.3                   | 23.3       | 20.0          | 18.8                                           | 77                                         | 41                                 | -                        |
| 17                  | 1014.8                       | 28.3                   | 24.1       | 22.0          | 20.1                                           | 79                                         | 59                                 | -                        |
| 18                  | 1013.9                       | 27.8                   | 24.4       | 22.4          | 20.9                                           | 81                                         | 73                                 | Tr                       |
| 19                  | 1012.6                       | 30.0                   | 25.9       | 23.7          | 22.1                                           | 80                                         | 47                                 | -                        |
| 20                  | 1012.5                       | 29.4                   | 26.4       | 24.6          | 22.7                                           | 81                                         | 53                                 | -                        |
| 21                  | 1012.4                       | 30.0                   | 26.7       | 24.9          | 23.2                                           | 82                                         | 69                                 | -                        |
| 22                  | 1014.9                       | 25.7                   | 22.1       | 19.4          | 21.1                                           | 94                                         | 93                                 | 25.8                     |
| 23                  | 1017.2                       | 21.7                   | 20.6       | 19.4          | 18.8                                           | 89                                         | 93                                 | 1.3                      |
| 24                  | 1019.0                       | 21.4                   | 19.4       | 18.1          | 16.6                                           | 84                                         | 94                                 | 0.6                      |
| 25                  | 1018.1                       | 22.7                   | 20.5       | 18.4          | 17.4                                           | 83                                         | 90                                 | 0.1                      |
| 26                  | 1017.0                       | 27.8                   | 23.1       | 19.9          | 18.3                                           | 75                                         | 79                                 | 0.7                      |
| 27                  | 1017.1                       | 28.5                   | 24.4       | 21.6          | 16.8                                           | 65                                         | 65                                 | -                        |
| 28                  | 1017.5                       | 27.9                   | 24.3       | 22.4          | 17.0                                           | 64                                         | 56                                 | -                        |
| 29                  | 1017.0                       | 28.5                   | 24.2       | 21.7          | 18.9                                           | 72                                         | 39                                 | -                        |
| 30                  | 1015.3                       | 30.3                   | 25.3       | 22.2          | 20.0                                           | 74                                         | 52                                 | -                        |
| 平均/總值<br>Mean/Total | 1016.3                       | 25.1                   | 22.0       | 20.0          | 17.7                                           | 78                                         | 70                                 | 77.8                     |
| 正常*<br>Normal*      | 1012.9                       | 25.0                   | 22.6       | 20.8          | 19.4                                           | 83                                         | 81                                 | 174.7                    |
| 觀測站<br>Station      | 天文台<br>Hong Kong Observatory |                        |            |               |                                                |                                            |                                    |                          |

天文台於四月二十日 16 時 42 分錄得本月最低氣壓 1010.1 百帕斯卡。

The minimum pressure recorded at the Hong Kong Observatory was 1010.1 hectopascals at 1642 HKT on 20 April.

天文台於四月三十日 14 時 50 分錄得本月最高氣溫 30.3 °C。

The maximum air temperature recorded at the Hong Kong Observatory was 30.3 °C at 1450 HKT on 30 April.

天文台於四月六日 4 時 3 分錄得本月最低氣溫 16.1 °C。

The minimum air temperature recorded at the Hong Kong Observatory was 16.1 °C at 0403 HKT on 6 April.

京士柏於四月十一日 22 時 39 分錄得本月最高1分鐘平均降雨率 91 毫米/小時。

The maximum 1-minute mean rainfall rate recorded at King's Park was 91 millimetres per hour at 2239 HKT on 11 April.

\* 1981-2010 氣候平均值 (除特別列明外) (<http://www.hko.gov.hk/wxinfo/climat/normal/cnormal04.htm>)

\* 1981-2010 Climatological normal, unless otherwise specified (<http://www.hko.gov.hk/wxinfo/climat/normal/enormal04.htm>)

Tr - 微量 (降雨量少於 0.05 毫米)

Tr - Trace of rainfall (amount less than 0.05 mm)

### 3.1.2 二零二零年四月香港氣象觀測摘錄(二)

#### 3.1.2 Extract of Meteorological Observations in Hong Kong (Part 2), April 2020

| 日期<br>Date          | 出現低能見度的時數#<br>Number of hours of<br>Reduced Visibility# | 總日照<br>Total Bright<br>Sunshine | 每日太陽總輻射<br>Daily Global<br>Solar Radiation | 總蒸發量<br>Total<br>Evaporation | 盛行風向<br>Prevailing<br>Wind Direction           | 平均風速<br>Mean<br>Wind Speed |
|---------------------|---------------------------------------------------------|---------------------------------|--------------------------------------------|------------------------------|------------------------------------------------|----------------------------|
| 四月<br>April         | 小時<br>hours                                             | 小時<br>hours                     | 兆焦耳/米 <sup>2</sup><br>MJ/m <sup>2</sup>    | 毫米<br>mm                     | 度<br>degrees                                   | 公里/小時<br>km/h              |
| 1                   | 1                                                       | -                               | 3.72                                       | 1.7                          | 040                                            | 20.4                       |
| 2                   | 0                                                       | -                               | 6.86                                       | 1.4                          | 070                                            | 42.8                       |
| 3                   | 1                                                       | -                               | 5.32                                       | 0.5                          | 060                                            | 37.3                       |
| 4                   | 0                                                       | 1.2                             | 7.78                                       | 1.5                          | 070                                            | 28.2                       |
| 5                   | 0                                                       | -                               | 1.96                                       | 0.5                          | 070                                            | 43.3                       |
| 6                   | 0                                                       | -                               | 1.71                                       | 0.2                          | 060                                            | 34.1                       |
| 7                   | 1                                                       | 0.7                             | 8.01                                       | 1.5                          | 070                                            | 17.8                       |
| 8                   | 0                                                       | 4.3                             | 17.33                                      | 3.6                          | 060                                            | 25.3                       |
| 9                   | 0                                                       | 9.8                             | 23.61                                      | 4.9                          | 070                                            | 18.6                       |
| 10                  | 0                                                       | 10.5                            | 21.81                                      | 3.5                          | 070                                            | 29.8                       |
| 11                  | 0                                                       | 0.3                             | 7.26                                       | 3.7                          | 030                                            | 13.0                       |
| 12                  | 0                                                       | 9.5                             | 25.62                                      | 7.3                          | 360                                            | 42.6                       |
| 13                  | 0                                                       | 10.6                            | 26.71                                      | 4.6                          | 360                                            | 21.6                       |
| 14                  | 0                                                       | 3.5                             | 14.05                                      | 2.9                          | 050                                            | 15.8                       |
| 15                  | 0                                                       | 11.0                            | 25.01                                      | 4.1                          | 010                                            | 8.1                        |
| 16                  | 0                                                       | 11.1                            | 25.65                                      | 3.9                          | 120                                            | 7.4                        |
| 17                  | 0                                                       | 10.6                            | 22.99                                      | 3.8                          | 050                                            | 9.5                        |
| 18                  | 0                                                       | 5.2                             | 15.09                                      | 2.6                          | 060                                            | 6.5                        |
| 19                  | 0                                                       | 9.7                             | 22.68                                      | 4.2                          | 240                                            | 7.8                        |
| 20                  | 0                                                       | 8.7                             | 23.01                                      | 4.2                          | 240                                            | 14.6                       |
| 21                  | 0                                                       | 5.5                             | 16.93                                      | 3.6                          | 140                                            | 9.8                        |
| 22                  | 0                                                       | -                               | 3.16                                       | 0.1                          | 080                                            | 39.3                       |
| 23                  | 0                                                       | -                               | 4.60                                       | 1.1                          | 070                                            | 33.3                       |
| 24                  | 0                                                       | 0.1                             | 5.94                                       | 1.3                          | 010                                            | 21.2                       |
| 25                  | 4                                                       | 0.7                             | 7.55                                       | 1.2                          | 010                                            | 12.8                       |
| 26                  | 12                                                      | 7.2                             | 20.01                                      | 3.2                          | 250                                            | 4.7                        |
| 27                  | 8                                                       | 7.9                             | 21.27                                      | 5.1                          | 060                                            | 10.3                       |
| 28                  | 0                                                       | 11.3                            | 26.40                                      | 5.3                          | 080                                            | 25.8                       |
| 29                  | 0                                                       | 10.6                            | 26.27                                      | 4.6                          | 070                                            | 24.7                       |
| 30                  | 0                                                       | 10.3                            | 24.17                                      | 4.2                          | 050                                            | 9.7                        |
| 平均/總值<br>Mean/Total | 27                                                      | 160.3                           | 15.42                                      | 90.3                         | 070                                            | 21.2                       |
| 正常*<br>Normal*      | 77.8 §                                                  | 101.7                           | 11.60                                      | 83.8                         | 070                                            | 20.9                       |
| 觀測站<br>Station      | 香港國際機場<br>Hong Kong<br>International Airport            |                                 | 京士柏<br>King's Park                         |                              | 橫瀾島 <sup>^</sup><br>Waglan Island <sup>^</sup> |                            |

橫瀾島於四月十二日 3 時 53 分錄得本月最高陣風 72 公里/小時，風向 360 度。

The maximum gust peak speed recorded at Waglan Island was 72 kilometres per hour from 360 degrees at 0353 HKT on 12 April.

# 低能見度是指能見度低於 8 公里，不包括出現霧、薄霧或降水。

- 在2004年及以前，香港國際機場的能見度讀數是基於專業氣象觀測員每小時的觀測數據。在2005年及以後，讀數是採用位於機場南跑道中間的能見度儀表在每小時前10分鐘的平均數據。這與使用儀器觀測來改進能見度評估的國際趨勢是一致的。

- 在2007年10月10日前曾出現於此摘錄內香港國際機場2005年及以後的低能見度時數資料乃基於專業氣象觀測員每小時的觀測數據。有關資料已於2007年10月10日起改為以機場南跑道中間之能見度儀表在每小時前10分鐘的平均數據計算。

# Reduced visibility refers to visibility below 8 kilometres when there is no fog, mist, or precipitation.

- The visibility readings at the Hong Kong International Airport are based on hourly observations by professional meteorological observers in 2004 and before, and average readings over the 10-minute period before the clock hour of the visibility meter near the middle of the south runway from 2005 onwards. The change of the data source in 2005 is an improvement of the visibility assessment using instrumented observations following the international trend.

- Before 10 October 2007, the number of hours of reduced visibility at the Hong Kong International Airport in 2005 and thereafter displayed in this summary was based on hourly visibility observations by professional meteorological observers. Since 10 October 2007, the data have been revised using the average visibility readings over the 10-minute period before the clock hour, as recorded by the visibility meter near the middle of the south runway.

<sup>^</sup> 如橫瀾島未能提供數據，則以長洲或其他鄰近氣象站的數據作補充，以計算盛行風向和平均風速。

<sup>^</sup> In case the data are not available from Waglan Island, observations of Cheung Chau or other nearby weather stations will be incorporated in computing the Prevailing Wind Direction and Mean Wind Speed.

\* 1981-2010 氣候平均值 (除特別列明外) (<http://www.hko.gov.hk/wxinfo/climat/normal/cnormal04.htm>)

\* 1981-2010 Climatological normal, unless otherwise specified (<http://www.hko.gov.hk/wxinfo/climat/normal/enormal04.htm>)

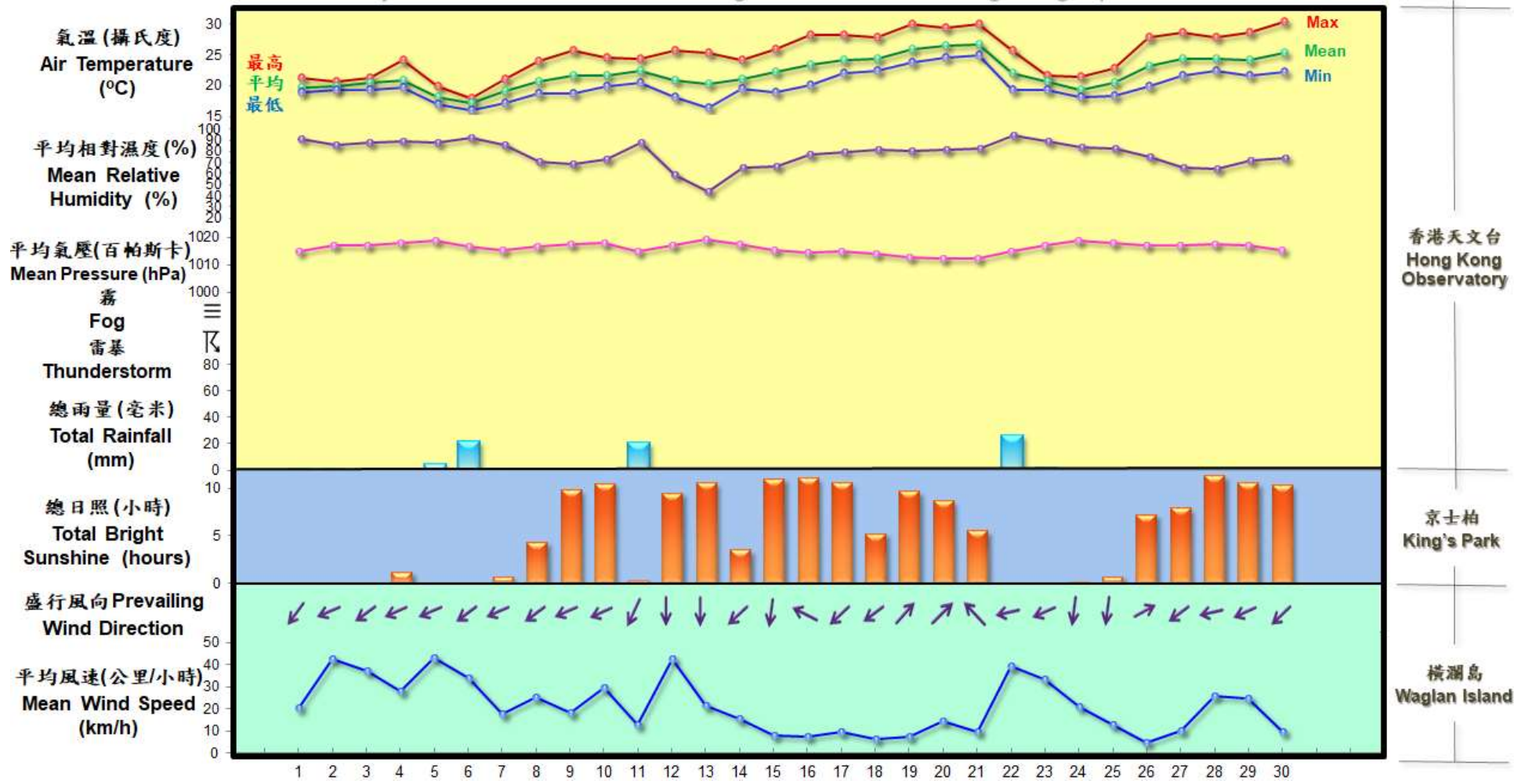
§ 1997-2019 平均值

§ 1997-2019 Mean value



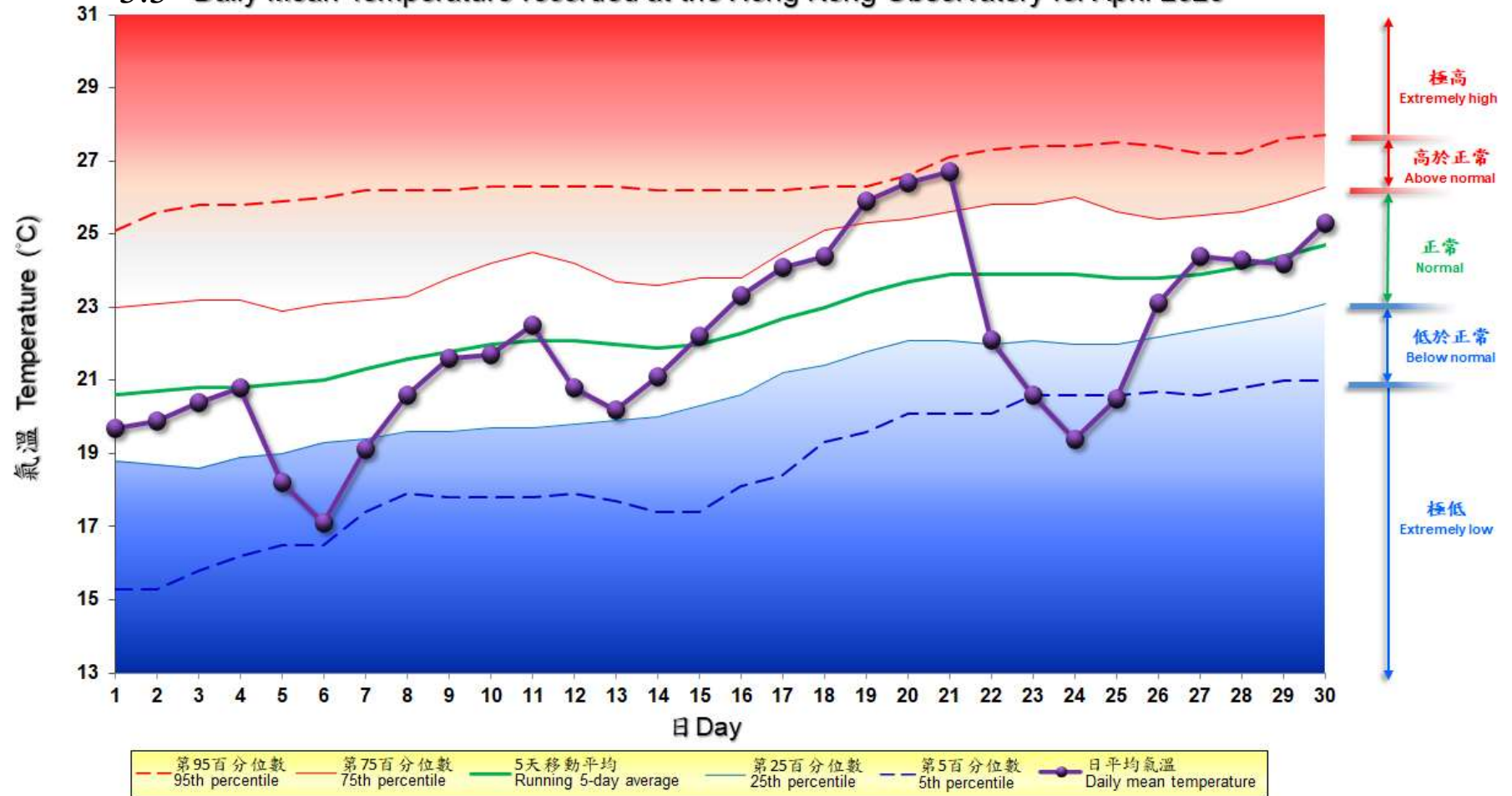
### 3.2 2020年4月部分香港氣象要素的每日記錄

### 3.2 Daily Values of Selected Meteorological Elements for Hong Kong, April 2020



### 3.3 2020年4月香港天文台錄得的日平均氣溫

### 3.3 Daily Mean Temperature recorded at the Hong Kong Observatory for April 2020



備註：  
 極高：高於第 95 百分位數  
 高於正常：介乎第 75 和第 95 百分位數之間  
 正常：介乎第 25 和第 75 百分位數之間  
 低於正常：介乎第 5 和第 25 百分位數之間  
 極低：低於第 5 百分位數  
 百分位數值及 5 天移動平均值是基於 1981 至 2010 年的數據計算所得

Remarks:  
 Extremely high: above 95th percentile  
 Above normal: between 75th and 95th percentile  
 Normal: between 25th and 75th percentile  
 Below normal: between 5th and 25th percentile  
 Extremely low: below 5th percentile  
 Percentile and 5-day running average values are computed based on the data from 1981 to 2010