

每月天氣摘要 二零二二年五月

Monthly Weather Summary May 2022

目錄

	<u>頁</u>
1. 二零二二年五月天氣回顧	1
2. 二零二二年五月每日天氣圖	7
3. 二零二二年五月氣象觀測資料	23

Contents

	<u>Page</u>
1. Weather Review of May 2022	2
2. Daily Weather Maps for May 2022	7
3. Meteorological Observations for May 2022	23

二零二二年六月出版

香港天文台編製
香港九龍彌敦道134A

1. 除特別列明外，所有時間均以協調世界時加八小時為準。
2. 除特別列明外，所有氣象要素數值均在香港天文台錄得。
3. 因惡劣天氣引致的人命傷亡及財物損毀數字是由各政府部門提供或根據報章報導輯錄。



Published: June 2022

Prepared and published by : Hong Kong Observatory,
134A Nathan Road,
Kowloon,
Hong Kong.

1. Unless otherwise stated, all times given are 8 hours ahead of Co-ordinated Universal Time (UTC).
2. Values of meteorological elements are those recorded at the Hong Kong Observatory, unless otherwise specified.
3. Figures of damage and casualties caused by weather phenomena are compiled from press reports and information provided by other government departments.

知識產權公告

本刊物的所有內容，包括但不限於所有資料、地圖、文本、圖像、圖畫、圖片、照片、視像，以及數據或其他資料的匯編(下稱「資料」)，均受知識產權保護。資料的知識產權由香港特別行政區政府(下稱「政府」)擁有，或經資料的知識產權擁有人授予政府，為本刊物預期的所有目的而處理該等資料。任何人如欲使用資料作非商業用途，均須遵守《香港天文台刊物資料的使用條件(非商業用途)》的條款和條件(可於此網頁瀏覽：<https://www.hko.gov.hk/tc/publica/non-commercialuse.htm>)。此外，除非擬議用途符合《香港天文台刊物資料的使用條件(商業用途)》的條款和條件(可於此網頁瀏覽：<https://www.hko.gov.hk/tc/publica/commercialuse.htm>)，並事先取得香港天文台(下稱「天文台」)代表政府所給予的書面授權，否則資料一律嚴禁用作商業用途。如有任何查詢，請以電郵(電郵地址：mailbox@hko.gov.hk)、傳真(+852 2311 9448)或郵遞方式與天文台聯絡。

免責聲明

本刊物載列的資料由政府轄下的天文台編製，只供一般參考。政府雖已盡力確保該等資料準確，但政府(包括其僱員及代理人)對於本網站所載資料的準確性、可用性、完整性、是否侵權、可靠性、安全性、適時性、適用性或效用，概不作出明確或暗示的保證、聲明或陳述；在中華人民共和國香港特別行政區法律許可的範圍內，對於任何因使用或不當使用或依據這些資料或不能使用這些資料所產生或與之相關的任何損失、毀壞、損害、傷害或死亡(除因政府或其僱員在受僱工作期間疏忽所引致的傷害或死亡外)，政府亦概不承擔任何法律責任(包括但不限於疏忽責任)、義務或責任。

政府保留權利，按其絕對酌情權隨時略去、刪除或編輯由其編製並載列於本刊物的一切資料，而無須給予任何理由或事先通知。使用者有責任自行評估本刊物所載的各項資料，並在根據該等資料行事之前，加以核實(例如參照原本發布的版本)和徵詢獨立意見。

Intellectual Property Rights Notice

All contents contained in this publication, including but not limited to all data, maps, text, graphics, drawings, diagrams, photographs, videos and compilation of data or other materials (the “Materials”) are subject to the intellectual property rights which are either owned by the Government of the Hong Kong Special Administrative Region (the “Government”) or have been licensed to the Government by the intellectual property rights’ owner(s) of the Materials to deal with such Materials for all the purposes contemplated in this publication. The use of the Materials for non-commercial purposes shall comply with all terms and conditions provided in the “Conditions of the Use of Materials available in the Hong Kong Observatory Publications for Non-commercial Purposes” (which can be found at: <https://www.hko.gov.hk/en/publica/non-commercialuse.htm>). Besides, the use of the Materials for commercial purposes is strictly prohibited unless all terms and conditions provided in the “Conditions of the Use of Materials available in the Hong Kong Observatory Publications for Commercial Purposes” (which can be found at <https://www.hko.gov.hk/en/publica/commercialuse.htm>) are complied with and prior written authorisation is obtained from the Hong Kong Observatory (the “Observatory”) for and on behalf of the Government. For enquiries, please contact the Observatory by email (mailbox@hko.gov.hk) or by facsimile (+852 2311 9448) or by post.

Disclaimer

The information contained in this publication is compiled by the Observatory of the Government for general information only. Whilst the Government endeavours to ensure the accuracy of this general information, the Government (including its servants and agents) makes no warranty, statement or representation, express or implied, with respect to the accuracy, availability, completeness, non-infringement, reliability, security, timeliness, appropriateness or usefulness of the information, contained herein, and in so far as permitted by the laws of the Hong Kong Special Administrative Region of the People’s Republic of China, shall not have any legal liability (including but not limited to liability for negligence), obligation or responsibility for any loss, destruction, damages, injury or death (save and to the extent any such injury or death is caused by the negligence of the Government or any of its employees in the course of employment) howsoever arising out of or in connection with any use or misuse of or reliance on the information or inability to use such information. The Government reserves the right to omit, delete or edit, all information compiled by the Government in this publication at any time in its absolute discretion without giving any reason or prior notice. Users are responsible for making their own assessment of all information contained in this publication and are advised to verify such information by making reference, for example, to original publications and obtaining independent advice before acting upon it.

1. 二零二二年五月天氣回顧

由於月內影響華南的東北季候風較正常強，二零二二年五月香港遠較正常清涼。本月平均氣溫 25.0 度，較正常值 26.3 度低 1.3 度。而五月十一日至十三日的持續大雨亦令本月較正常多雨，全月總雨量為 436.5 毫米，較正常值 290.6 毫米多約百分之 50。本年首五個月的累積雨量為 705.3 毫米，較同期正常值 590.9 毫米多約百分之 19。

受東北季候風及高空擾動影響，五月首兩天本港多雲及有驟雨，天氣相當清涼。本港多處地區在這兩日錄得超過 60 毫米雨量。天文台氣溫於五月二日早上下降至全月最低的 16.4 度，是自 1917 年以來五月份的最低紀錄。當日平均氣溫 18.5 度亦打破五月份日平均氣溫最低紀錄。受一股乾燥大陸氣流及隨後的偏東氣流影響，五月三日至六日本港大致天晴。而五月三日及四日天氣乾燥，下午相對濕度維持約百分之 50。

受高空擾動影響，五月七日至十日本港大致多雲及有驟雨。與此同時，位於華南北部的一道活躍低壓槽於五月十日向南靠近，並在其後數日於廣東沿岸徘徊。五月十一日至十三日該低壓槽為珠江口一帶帶來大驟雨及狂風雷暴。本港各區在這三日普遍錄得超過 300 毫米雨量，港島部分地區更錄得超過 400 毫米雨量。五月十三日早上的大雨亦令天文台需要發出今年首個紅色暴雨警告信號。

隨著低壓槽移向南海北部及沿岸地區受偏東氣流影響，五月十四及十五日本港驟雨逐漸減少。受東北季候風影響，翌日本港天氣稍涼及有幾陣驟雨。在一股乾燥的東北季候風支配下，五月十七及十八日本港天氣轉為大致天晴。五月十八日本港亦非常乾燥，大部分地區中午左右的相對濕度下降至約百分之 30。

隨著東北季候風緩和，除五月十九日初時有幾陣驟雨外，五月十九日至二十一日日間本港大致天晴及炎熱。受南海北部的一道廣闊低壓槽及一股清勁至強風程度的偏東氣流影響，五月二十二日至二十五日本港天氣轉為大致多雲及有幾陣驟雨。五月二十六日本港天氣夾雜陽光及驟雨。受廣東沿岸的低壓槽影響，五月二十七日本港驟雨較多及有幾陣雷暴，而新界的驟雨較為持續，元朗、北區及大埔當日錄得超過 50 毫米雨量。隨著西北太平洋的高空反氣旋向西伸展，五月二十八日驟雨逐漸減少，日間部分時間有陽光。除幾陣驟雨外，五月二十九日及三十日本港天氣大致天晴及炎熱。五月三十日下午天文台氣溫上升至全月最高的 32.7 度。受偏南氣流影響，本月最後一日本港短暫時間有陽光，有幾陣驟雨及雷暴。

二零二二年五月沒有熱帶氣旋在南海及北太平洋西部出現。

本月沒有航機因惡劣天氣須轉飛其他地方。表 1.1 載列本月份發出及取消各種警告／信號的詳情。

1. The Weather of May 2022

With stronger than normal northeast monsoon affecting southern China in the month, the weather of Hong Kong was much cooler than usual in May 2022. The monthly mean temperature was 25.0 degrees, 1.3 degrees below the normal figure of 26.3 degrees. Mainly attributing to the heavy rain episode on 11 – 13 May, the month was also wetter than usual with a total rainfall of 436.5 millimetres, about 50 percent above the normal of 290.6 millimetres. The accumulated rainfall recorded in the first five months of the year was 705.3 millimetres, about 19 percent above the normal figure of 590.9 millimetres for the same period.

Under the influence of the northeast monsoon and an upper-air disturbance, the weather of Hong Kong was cloudy with showers and rather cool on the first two days of the month. More than 60 millimetres of rainfall were recorded over many places of the territory on these two days. The temperature at the Observatory dropped to a minimum of 16.4 degrees on the morning of 2 May, the lowest record in May since 1917. The daily mean temperature of 18.5 degrees on that day was also the lowest on record for May. Affected by a dry continental airstream and the subsequent easterly airstream, local weather was generally fine on 3 – 6 May. It was also dry with the relative humidity staying around 50 percent on the afternoons of 3 – 4 May.

Affected by an upper-air disturbance, it was mainly cloudy with some showers in Hong Kong on 7 – 10 May. Meanwhile, an active trough of low pressure over the northern part of southern China edged south on 10 May and lingered along the coast of Guangdong in the next few days. The trough of low pressure brought heavy showers and squally thunderstorms to the Pearl River Estuary areas on 11 – 13 May. Locally, more than 300 millimetres of rainfall were generally recorded over the territory and rainfall even exceeded 400 millimetres over parts of Hong Kong Island on these three days. The heavy rain on the morning of 13 May also necessitated the issuance of the first Red Rainstorm Warning Signal of the year.

With the trough of low pressure shifting to the northern part of the South China Sea and the onset of an easterly airstream over the coastal areas, the showery weather abated gradually on 14 – 15 May. Affected by the northeast monsoon, the weather became slightly cooler with a few showers the next day. Dominated by the dry northeast monsoon, local weather turned mainly fine on 17 – 18 May. It was also very dry on 18 May with the relative humidity over most parts of the territory falling to about 30 percent around noon.

With the moderation of the northeast monsoon, apart from a few showers at first on 19 May, it was generally fine and hot during the day on 19 – 21 May. Under the influence of a broad trough of low pressure over the northern part of the South China Sea and the onset of a fresh to strong easterly airstream, local weather turned mainly cloudy with a few showers on 22 – 25 May. While the weather of Hong Kong was a mixture of sunshine and showers on 26 May, local weather became showery with a few thunderstorms on 27 May as affected by a trough of low pressure

along the coast of Guangdong. The showers were more persistent over the New Territories with more than 50 millimetres of rainfall recorded over Yuen Long, North District and Tai Po on that day. With the anticyclone aloft over the western North Pacific extending westwards, the showers eased off gradually with sunny periods during the day on 28 May. Apart from a few showers, the weather was generally fine and hot on 29 – 30 May. The temperature at the Observatory rose to a maximum of 32.7 degrees on the afternoon of 30 May, the highest of the month. Under the influence of a southerly airstream, there were sunny intervals, a few showers and thunderstorms on the last day of the month.

There was no tropical cyclone over the South China Sea and the western North Pacific in May 2022.

During the month, no aircraft was diverted due to adverse weather. Details of the issuance and cancellation of various warnings/signals in the month are summarized in Table 1.1.

表 1.1 二零二二年五月發出的警告及信號
Table 1.1 Warnings and Signals issued in May 2022

強烈季候風信號

Strong Monsoon Signal

開始時間 Beginning Time		終結時間 Ending Time	
日/月 day/month	時 hour	日/月 day/month	時 hour
1/5	1745	1/5	2130

雷暴警告

Thunderstorm Warning

開始時間 Beginning Time		終結時間 Ending Time	
日/月 day/month	時 hour	日/月 day/month	時 hour
10/5	1755	10/5	1930
10/5	2300	13/5	0045
13/5	0210	13/5	0900
13/5	1500	14/5	0100
14/5	0340	14/5	0500
15/5	0020	15/5	0630
15/5	2100	15/5	2230
26/5	1215	26/5	1330
27/5	0550	27/5	1700
29/5	1245	29/5	1400
30/5	0830	30/5	1030
31/5	1015	31/5	1330
31/5	1945	31/5	2100

山泥傾瀉警告

Landslip Warning

開始時間 Beginning Time		終結時間 Ending Time	
日/月 day/month	時 hour	日/月 day/month	時 hour
12/5	2115	13/5	1515

新界北部水浸特別報告

Special Announcement on Flooding in the northern New Territories

開始時間 Beginning Time		終結時間 Ending Time	
日/月 day/month	時 hour	日/月 day/month	時 hour
12/5	0307	12/5	0640
12/5	2130	13/5	0100

暴雨警告信號

Rainstorm Warnings

顏色 Colour	開始時間 Beginning Time		終結時間 Ending Time	
	日/月 day/month	時 hour	日/月 day/month	時 hour
黃色 Amber	12/5	0525	12/5	0640
黃色 Amber	12/5	1210	12/5	2245
黃色 Amber	13/5	0355	13/5	0425
紅色 Red	13/5	0425	13/5	0705
黃色 Amber	13/5	0705	13/5	0740
黃色 Amber	13/5	1905	13/5	2230

火災危險警告

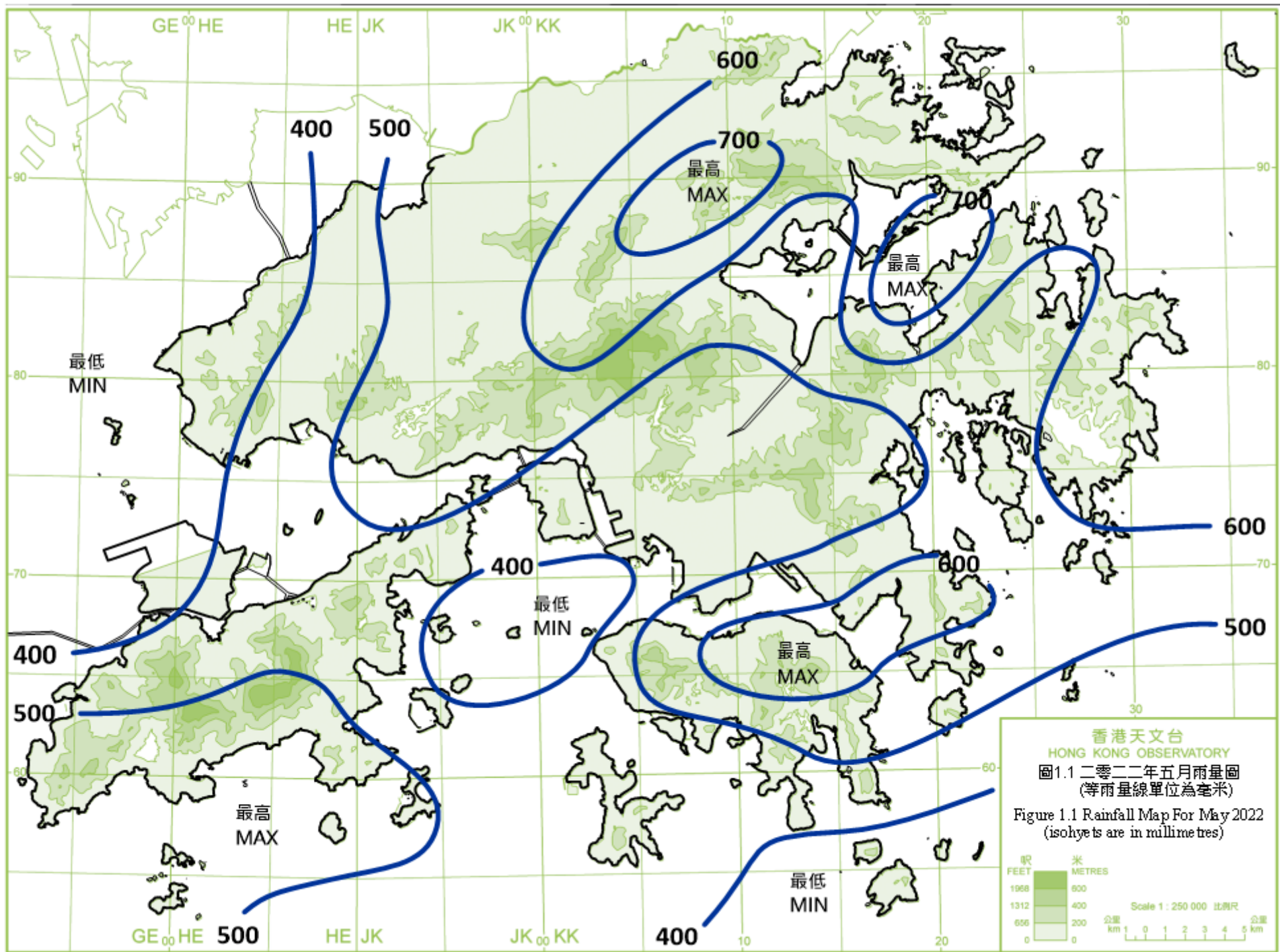
Fire Danger Warnings

顏色 Colour	開始時間 Beginning Time		終結時間 Ending Time	
	日/月 day/month	時 hour	日/月 day/month	時 hour
紅色 Red	18/5	0745	18/5	2315

酷熱天氣警告

Very Hot Weather Warning

開始時間 Beginning Time		終結時間 Ending Time	
日/月 day/month	時 hour	日/月 day/month	時 hour
30/5	1115	30/5	1745



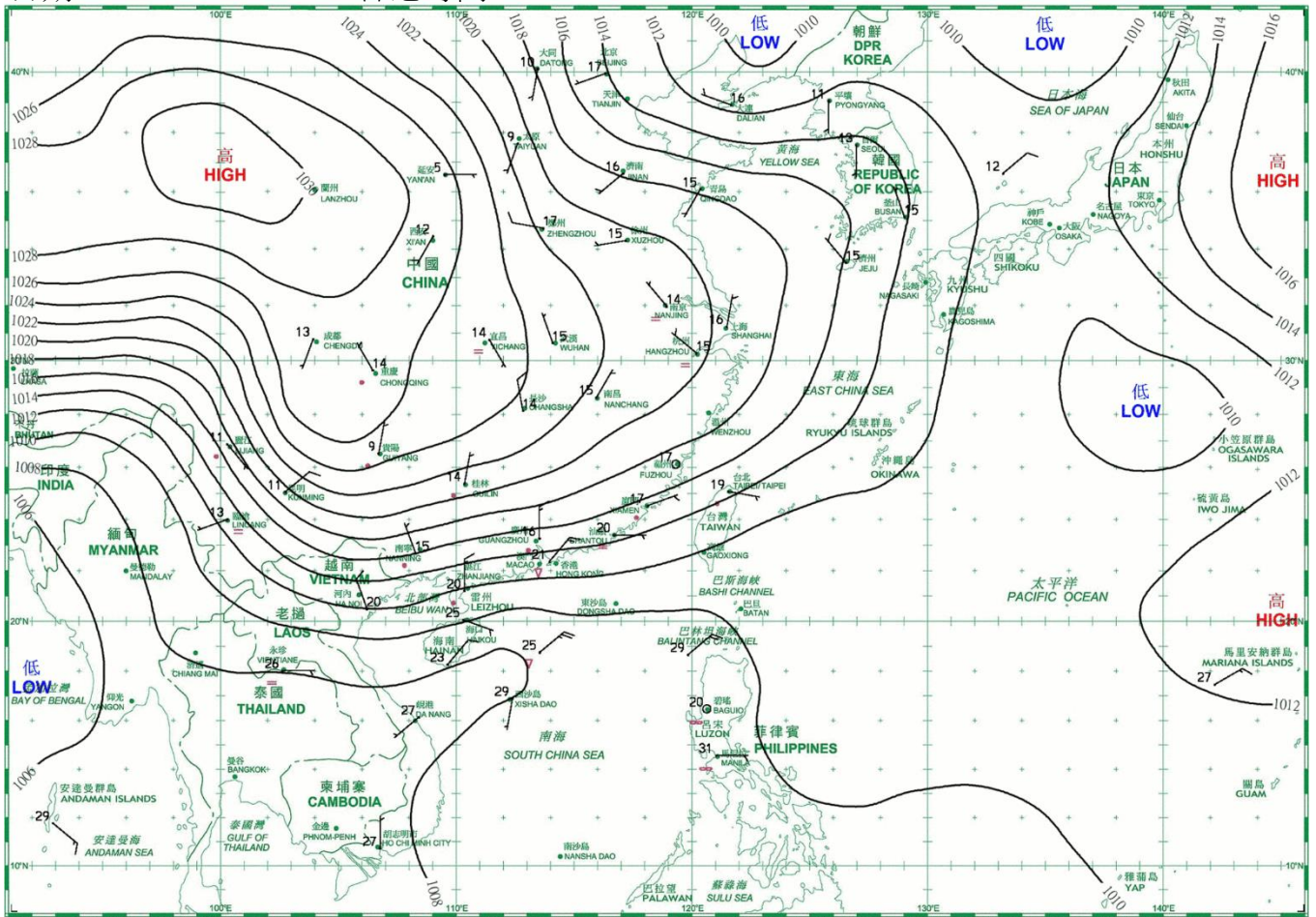
香港天文台
HONG KONG OBSERVATORY
圖1.1 二零二二年五月雨量圖
(等雨量線單位為毫米)

Figure 1.1 Rainfall Map For May 2022
(isohyets are in millimetres)

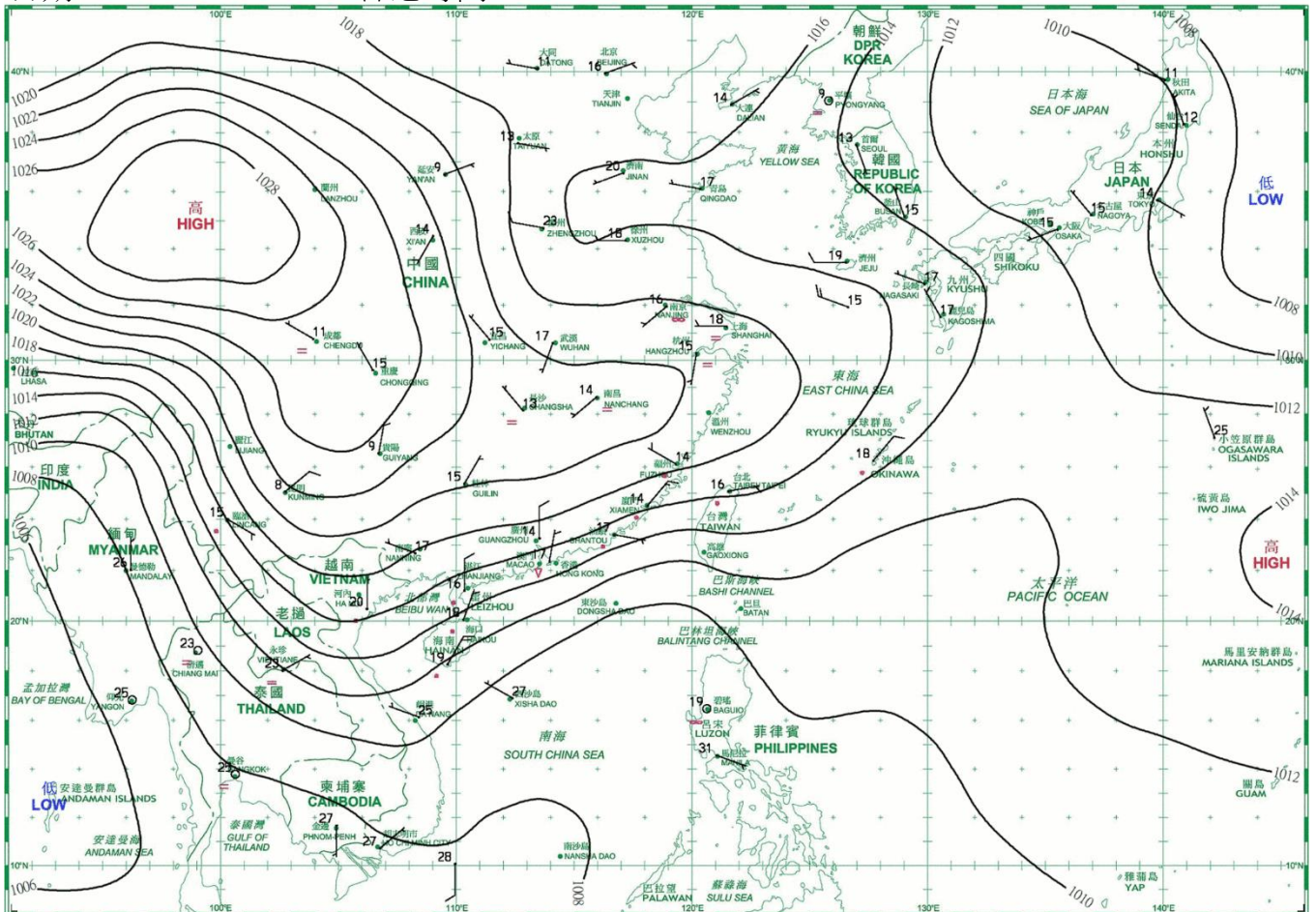









2. 二零二二年五月每日天氣圖 Daily Weather Maps for May 2022

日期/Date: 01.05.2022 香港時間/HK Time: 08:00

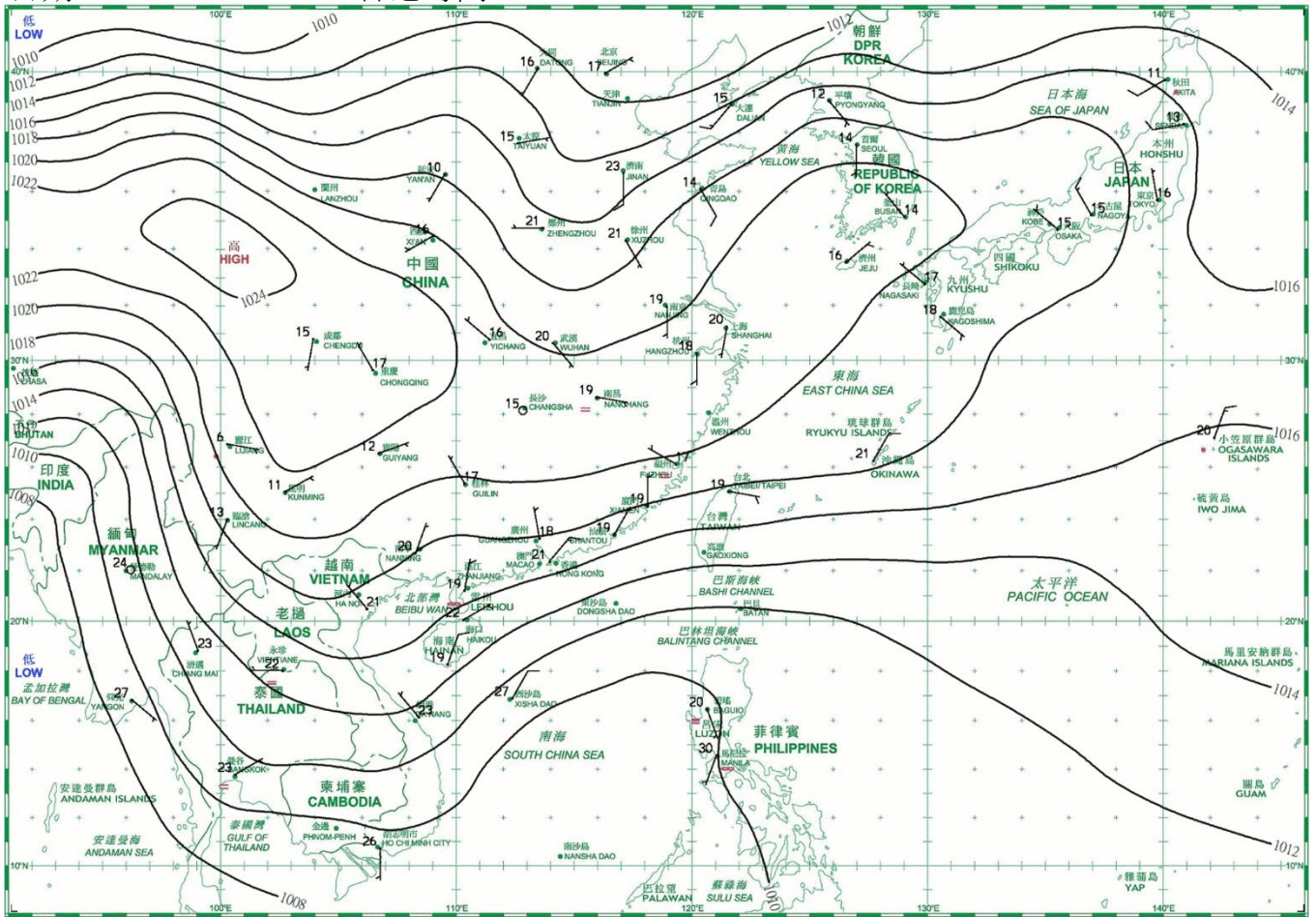


日期/Date: 02.05.2022 香港時間/HK Time: 08:00

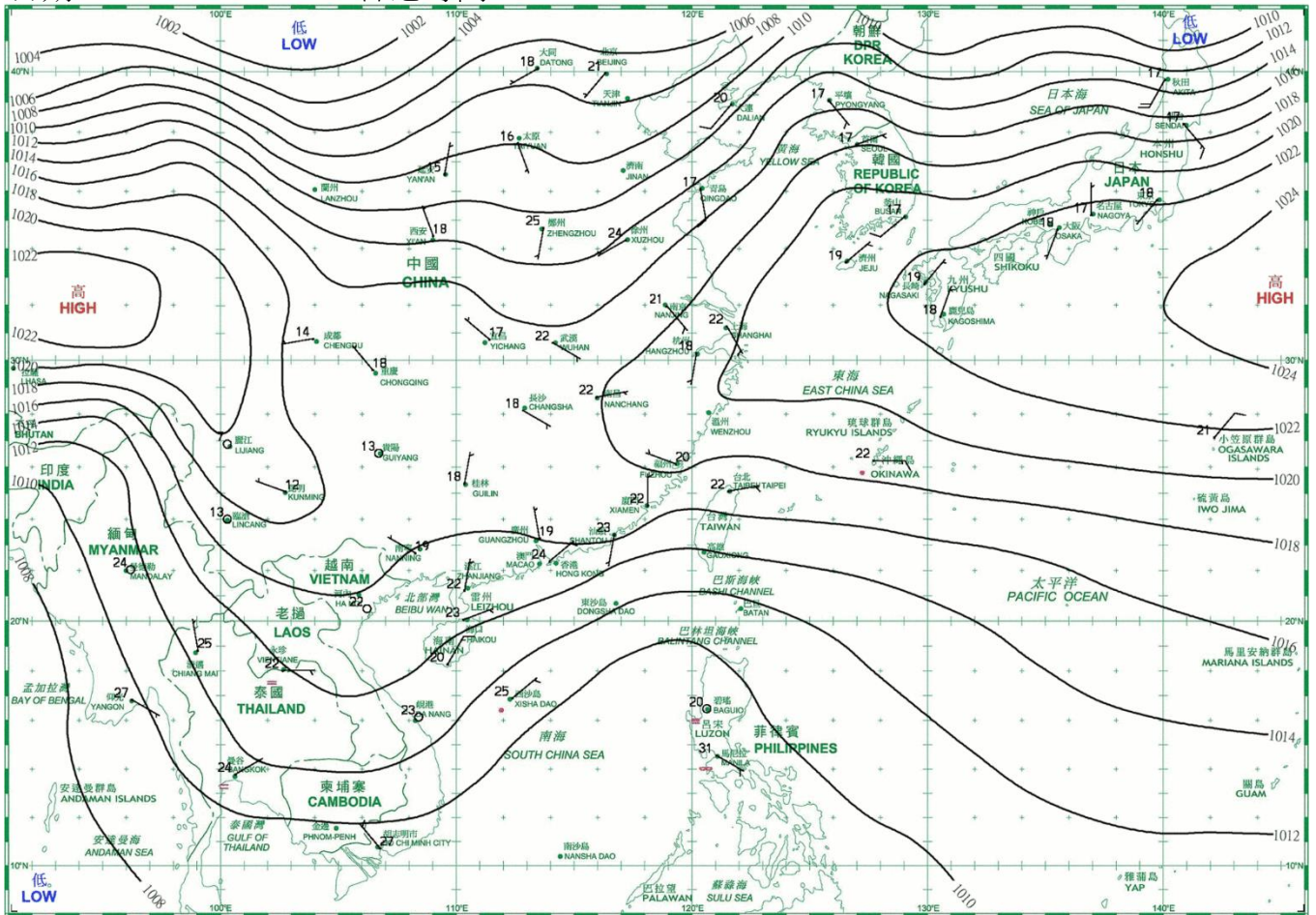


~~~~~ 等壓線 Isobar(hPa)     
  暖鋒 Warm Front     
  靜止鋒 Stationary Front     
  消散中的冷鋒 Dissipating Cold Front  
 冷鋒 Cold Front     
 錮囚鋒 Occlusion     
 槽軸 (線) Axis of Trough     
 熱帶氣旋中心 Centre of Tropical Cyclone

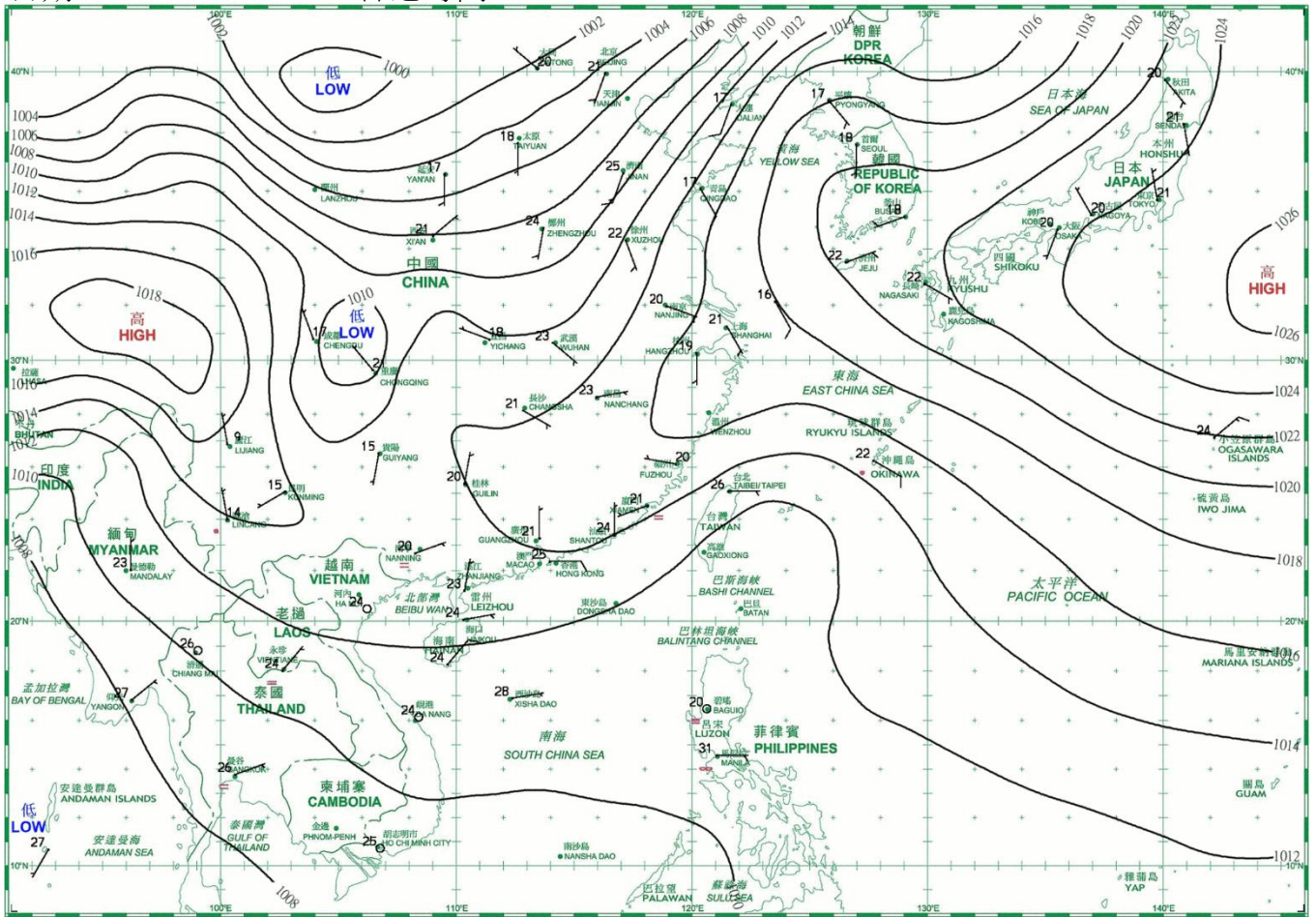
日期/Date: 03.05.2022 香港時間/HK Time: 08:00



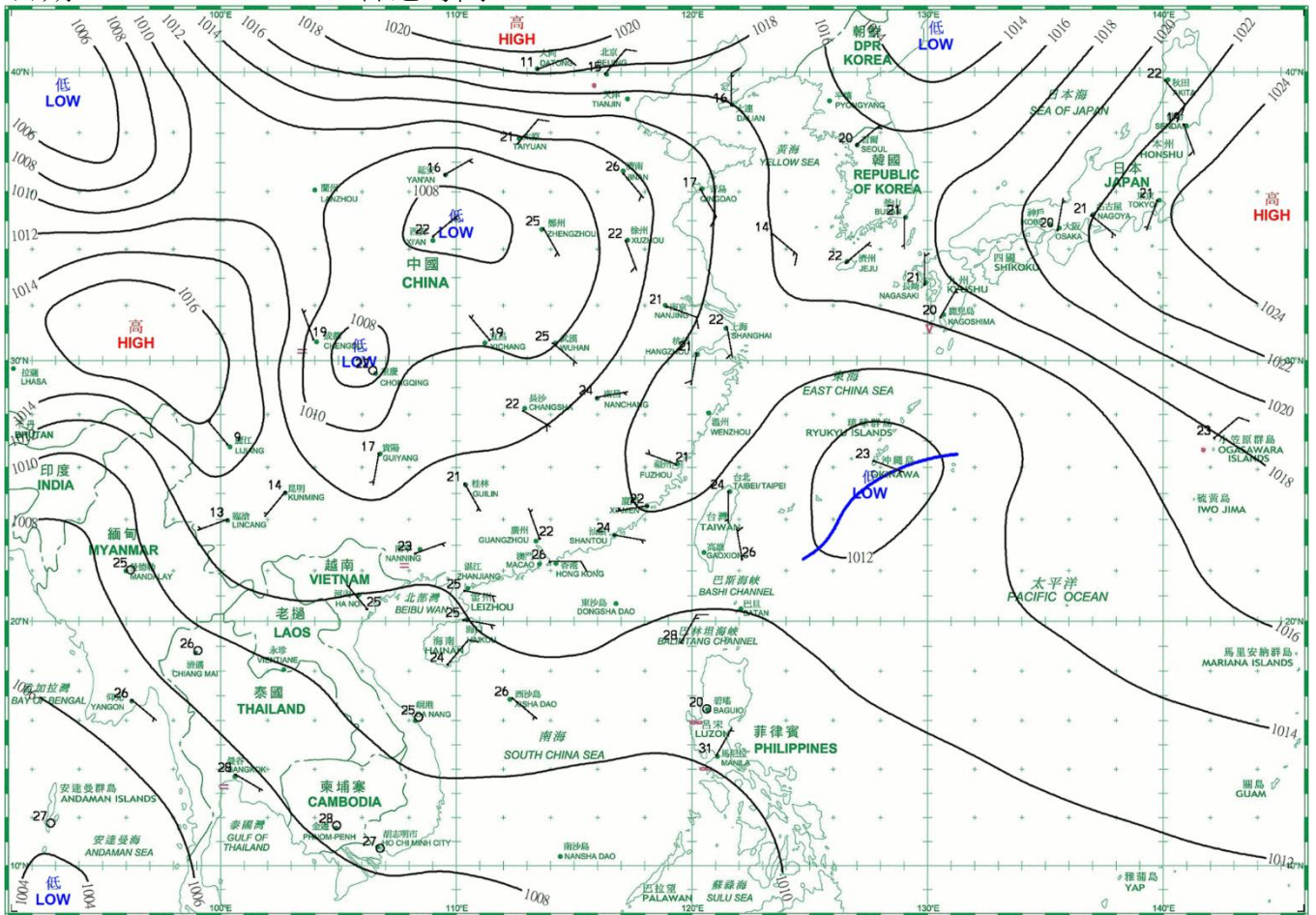
日期/Date: 04.05.2022 香港時間/HK Time: 08:00



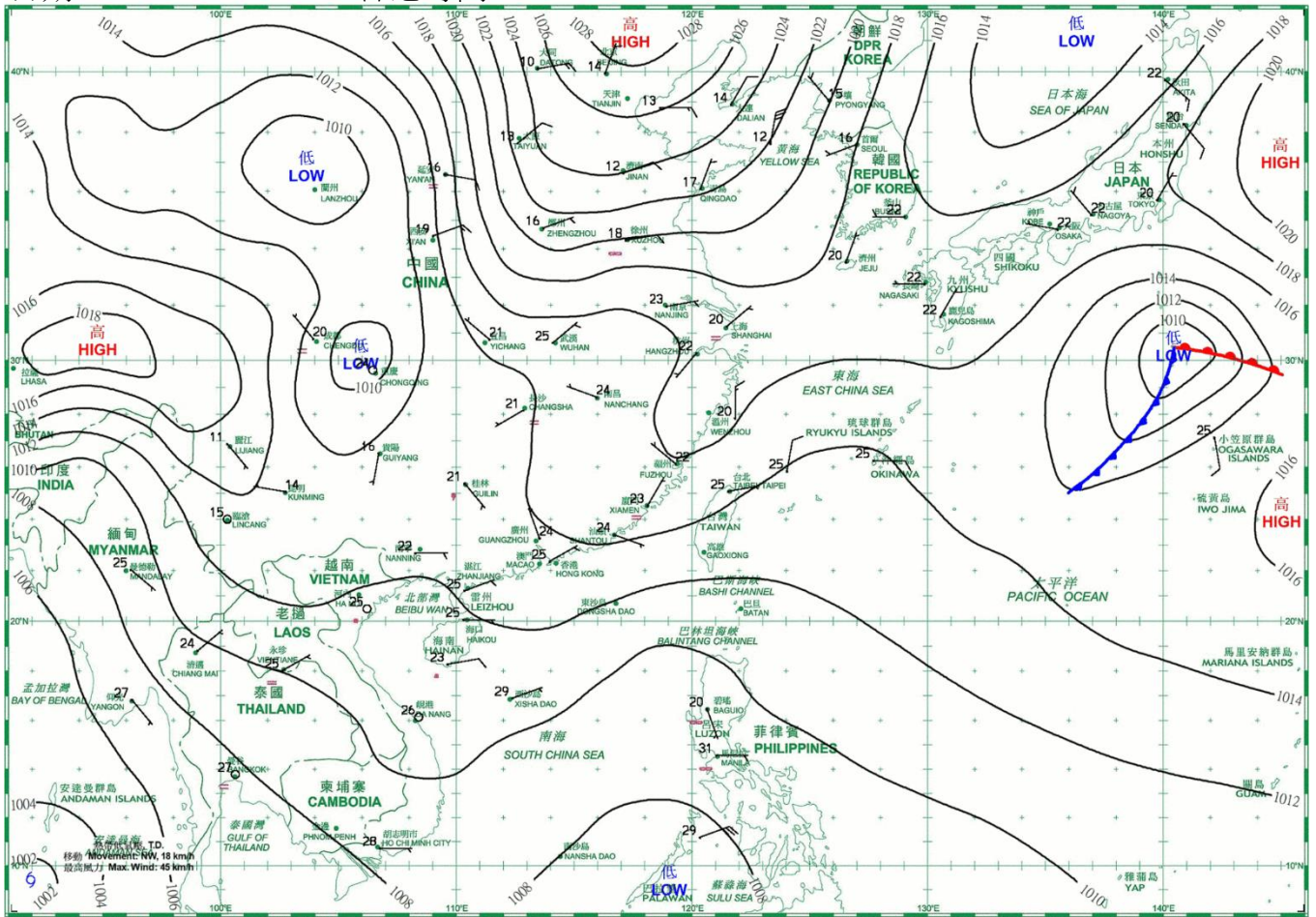
日期/Date: 05.05.2022 香港時間/HK Time: 08:00



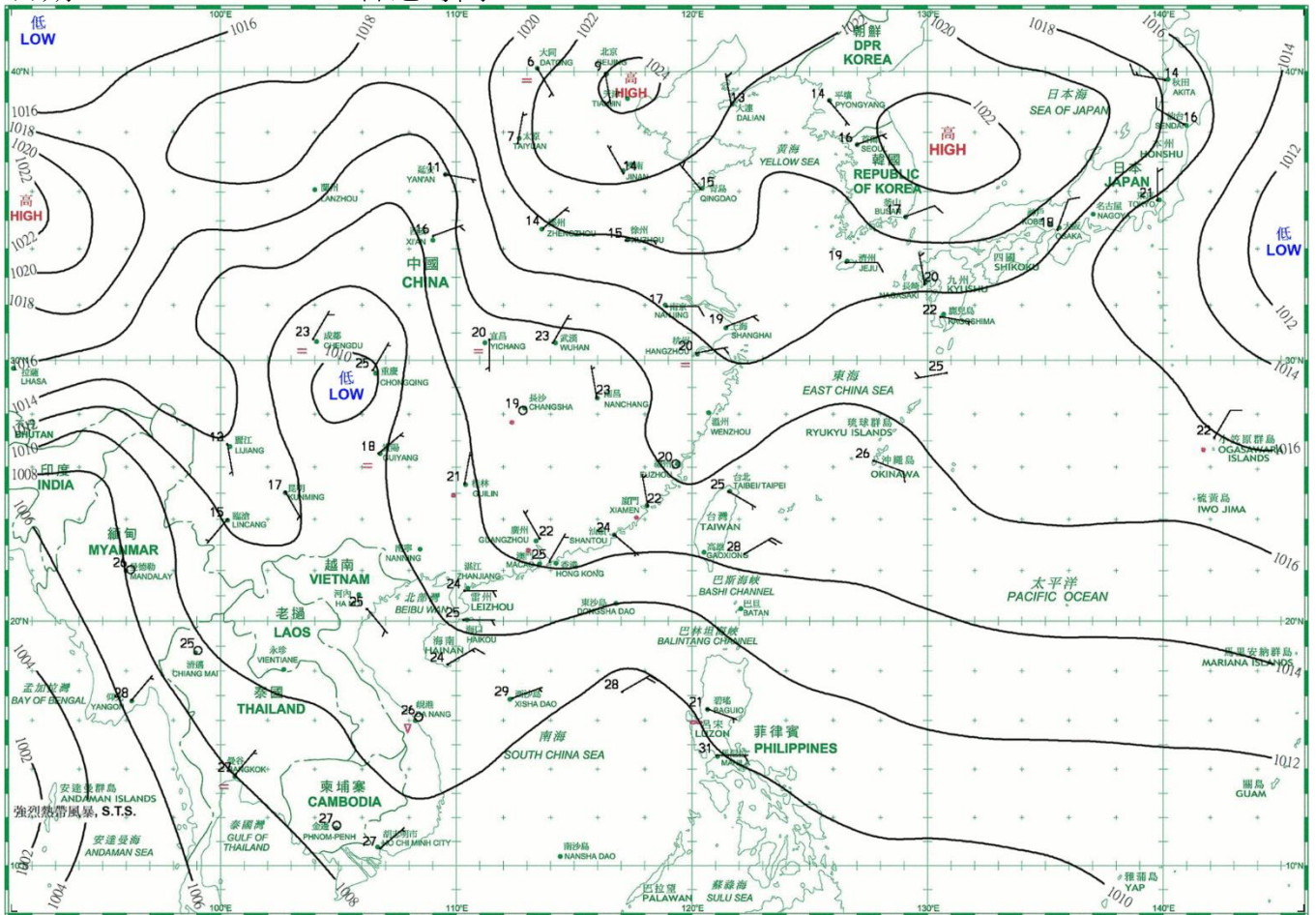
日期/Date: 06.05.2022 香港時間/HK Time: 08:00



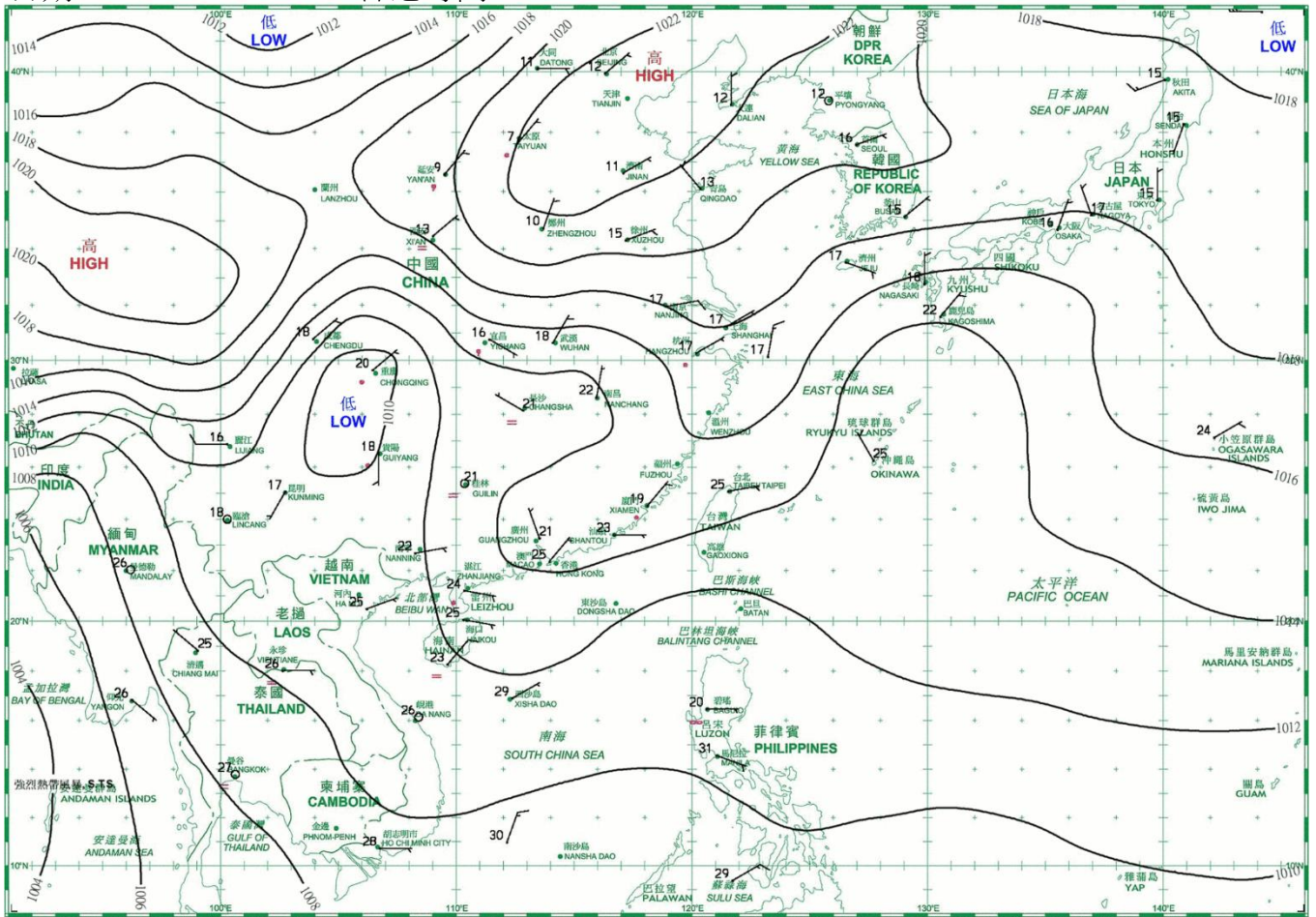
日期/Date: 07.05.2022 香港時間/HK Time: 08:00



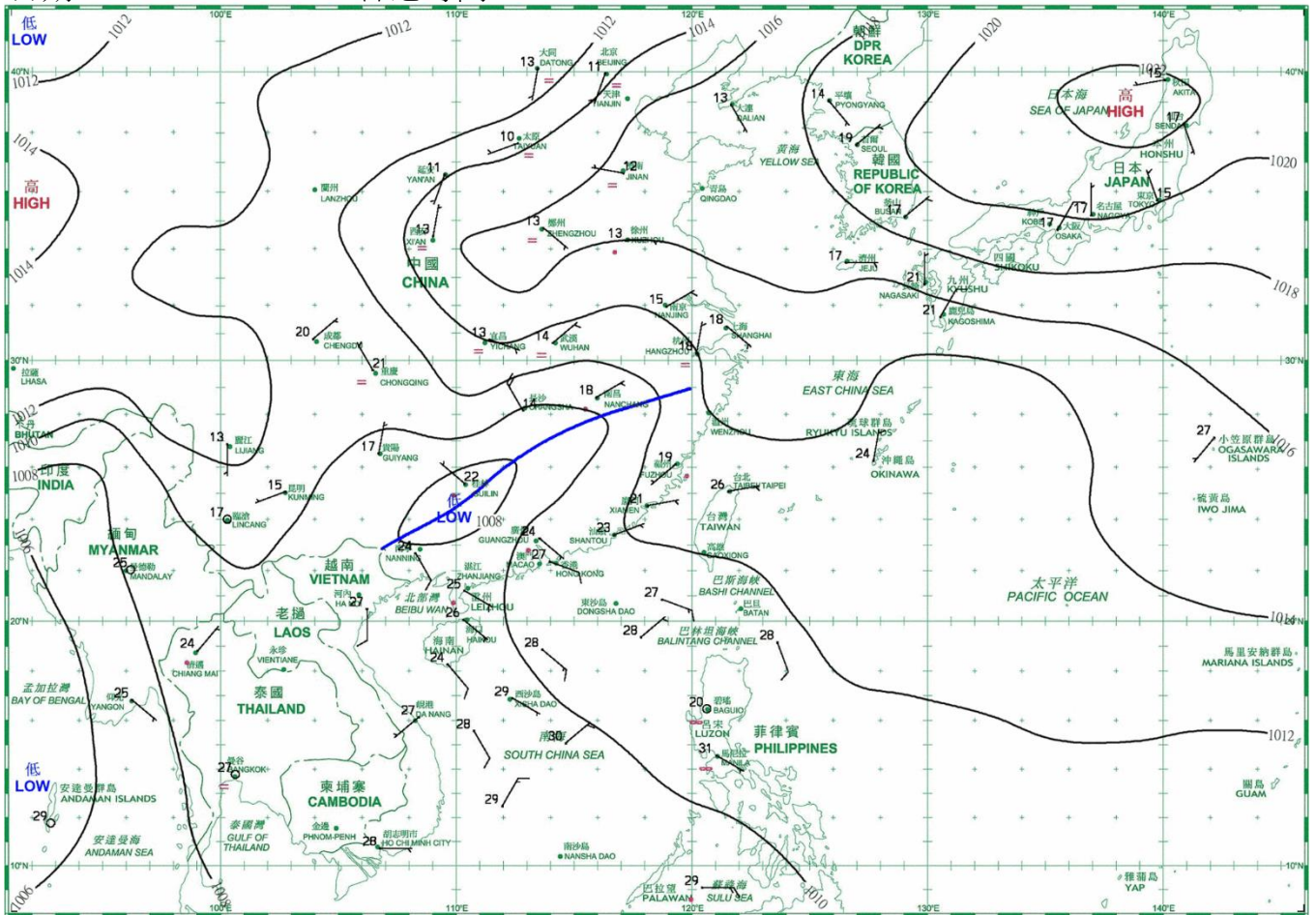
日期/Date: 08.05.2022 香港時間/HK Time: 08:00



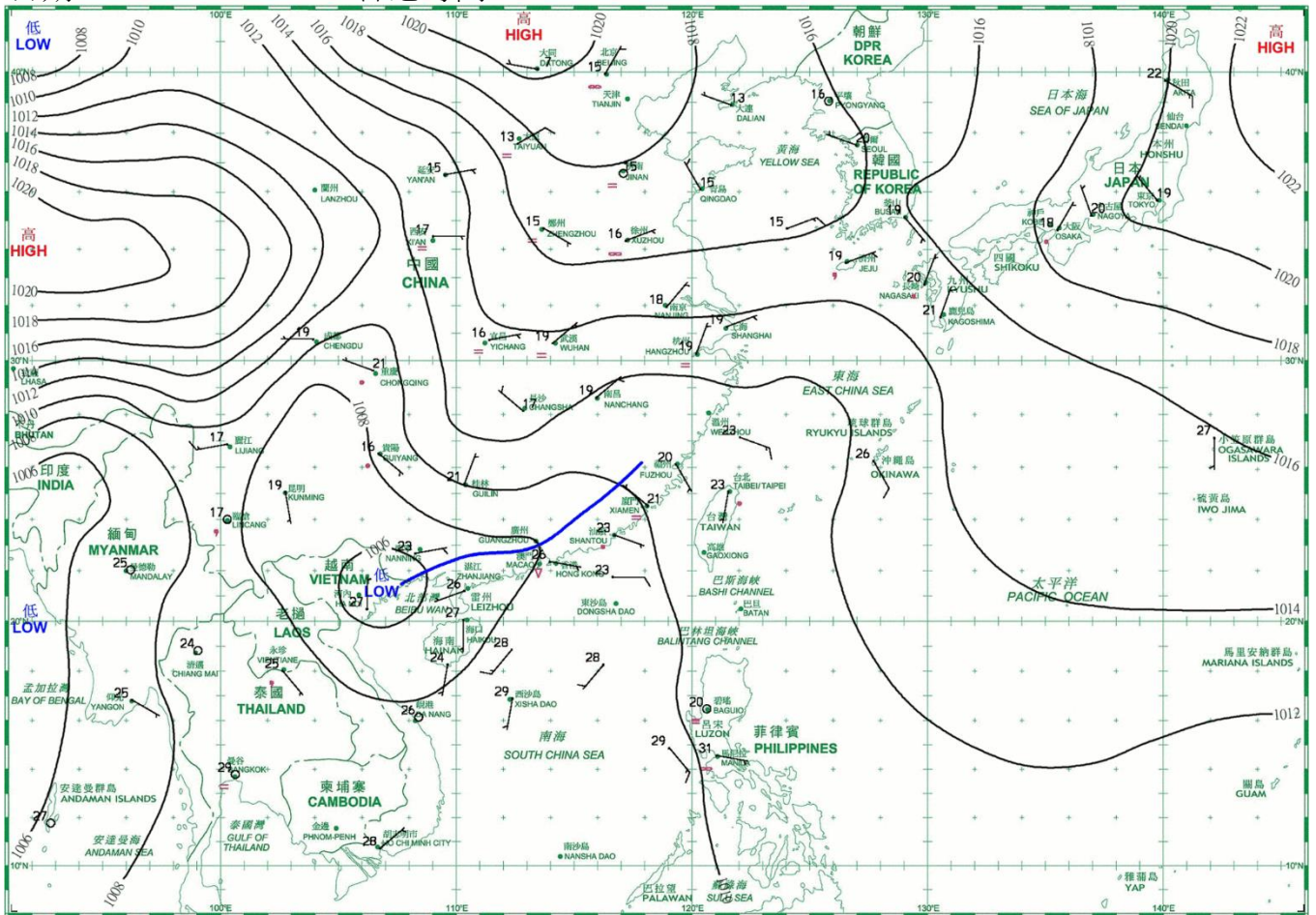
日期/Date: 09.05.2022 香港時間/HK Time: 08:00



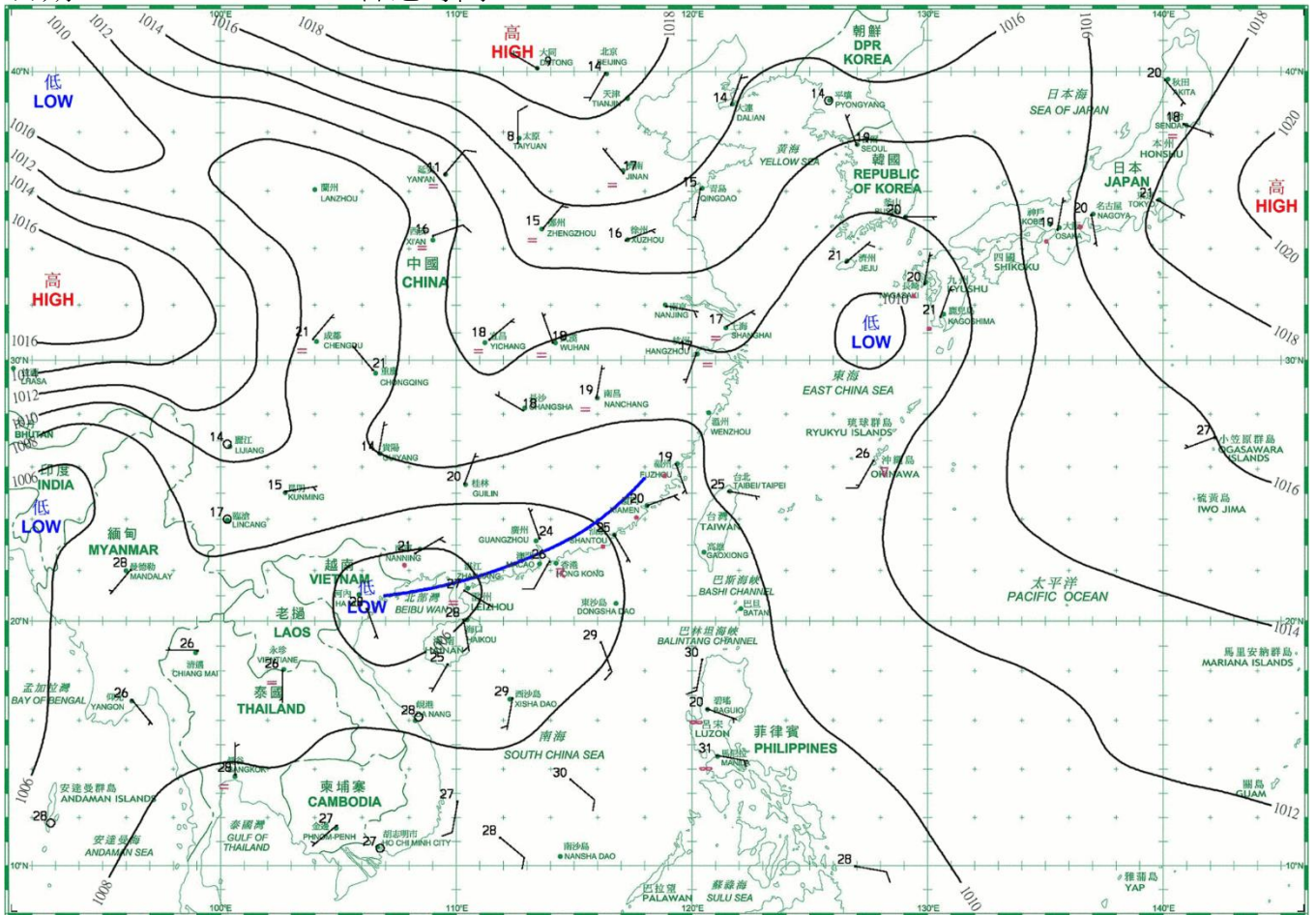
日期/Date: 10.05.2022 香港時間/HK Time: 08:00



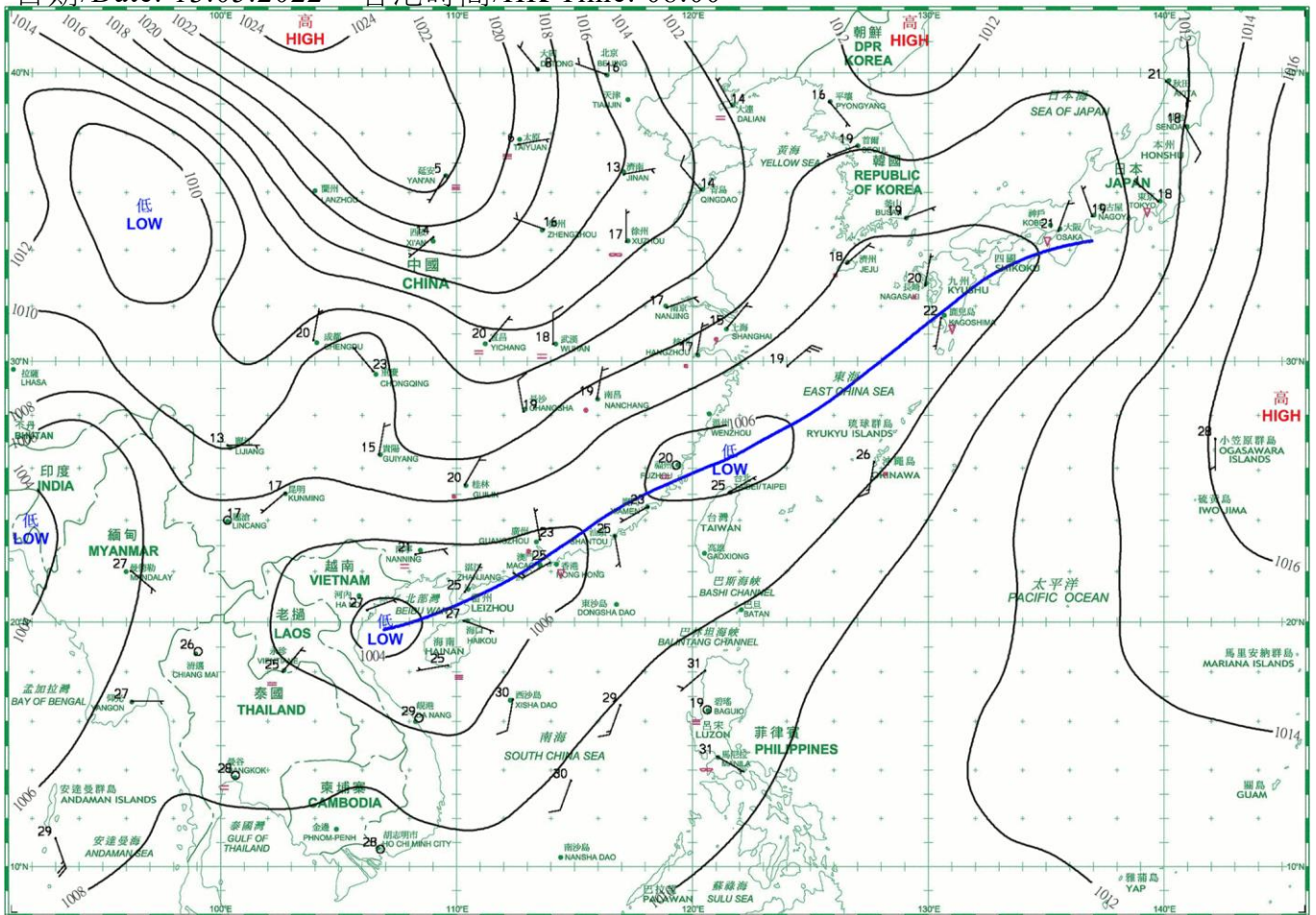
日期/Date: 11.05.2022 香港時間/HK Time: 08:00



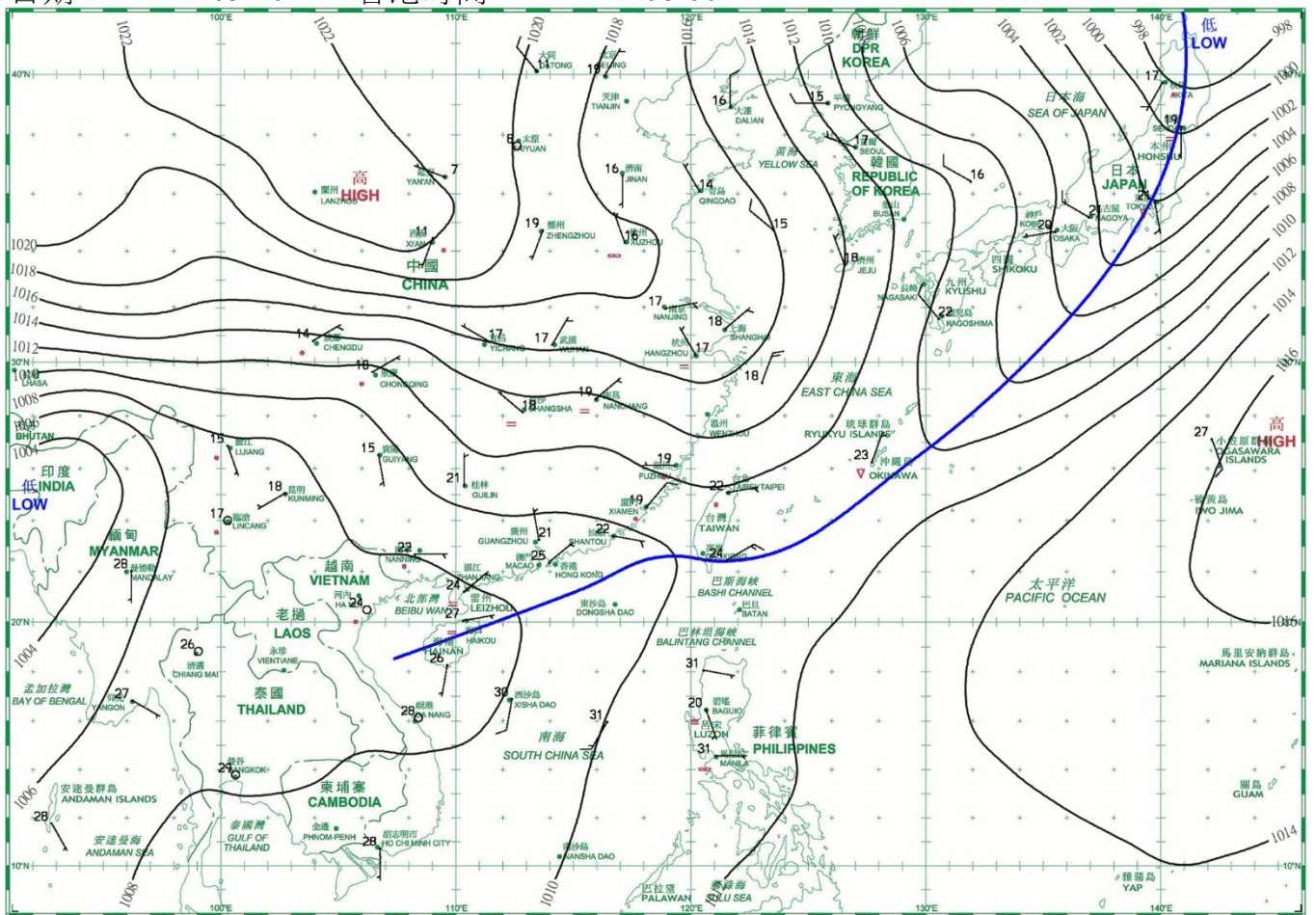
日期/Date: 12.05.2022 香港時間/HK Time: 08:00



日期/Date: 13.05.2022 香港時間/HK Time: 08:00

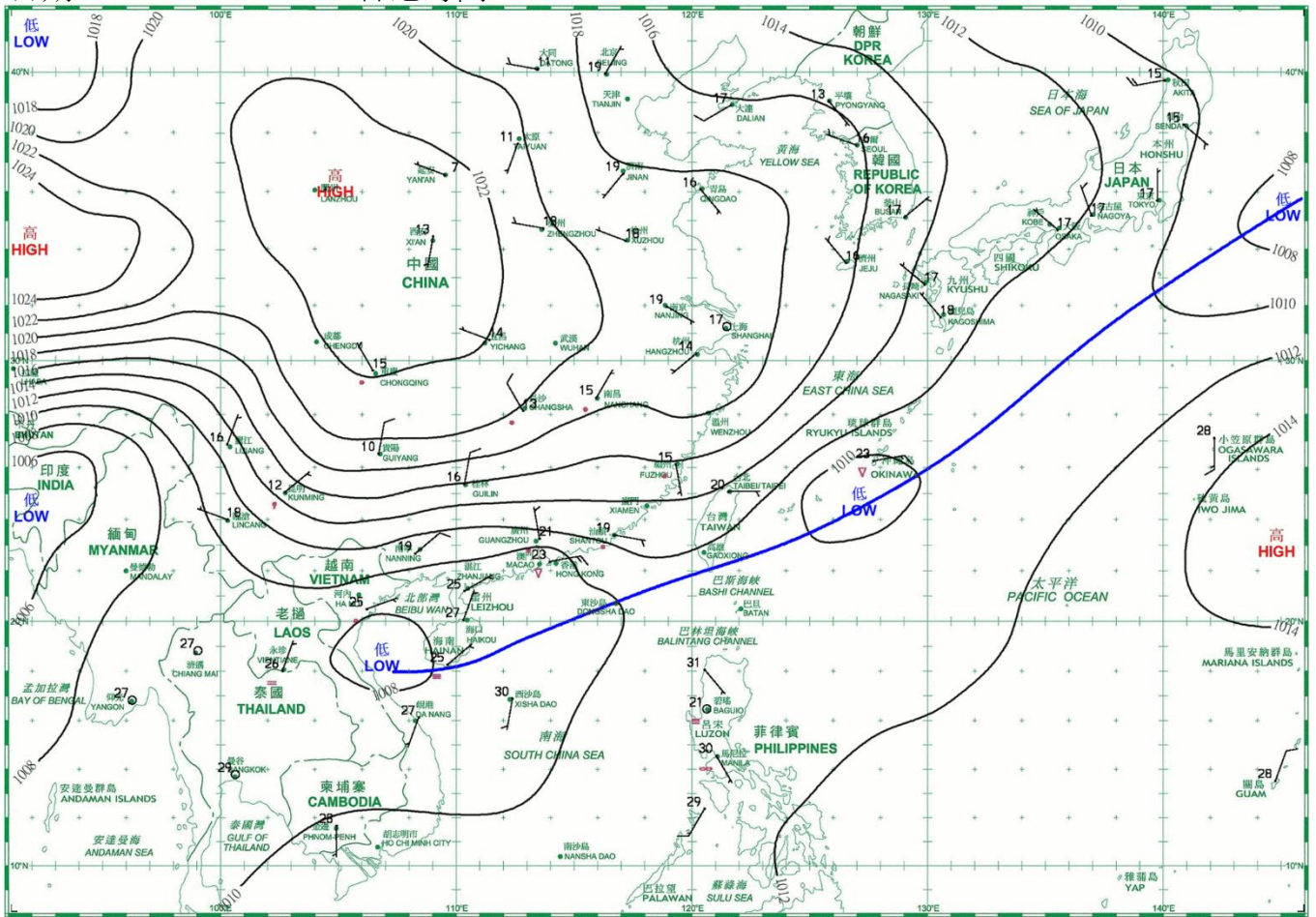


日期/Date: 14.05.2022 香港時間/HK Time: 08:00

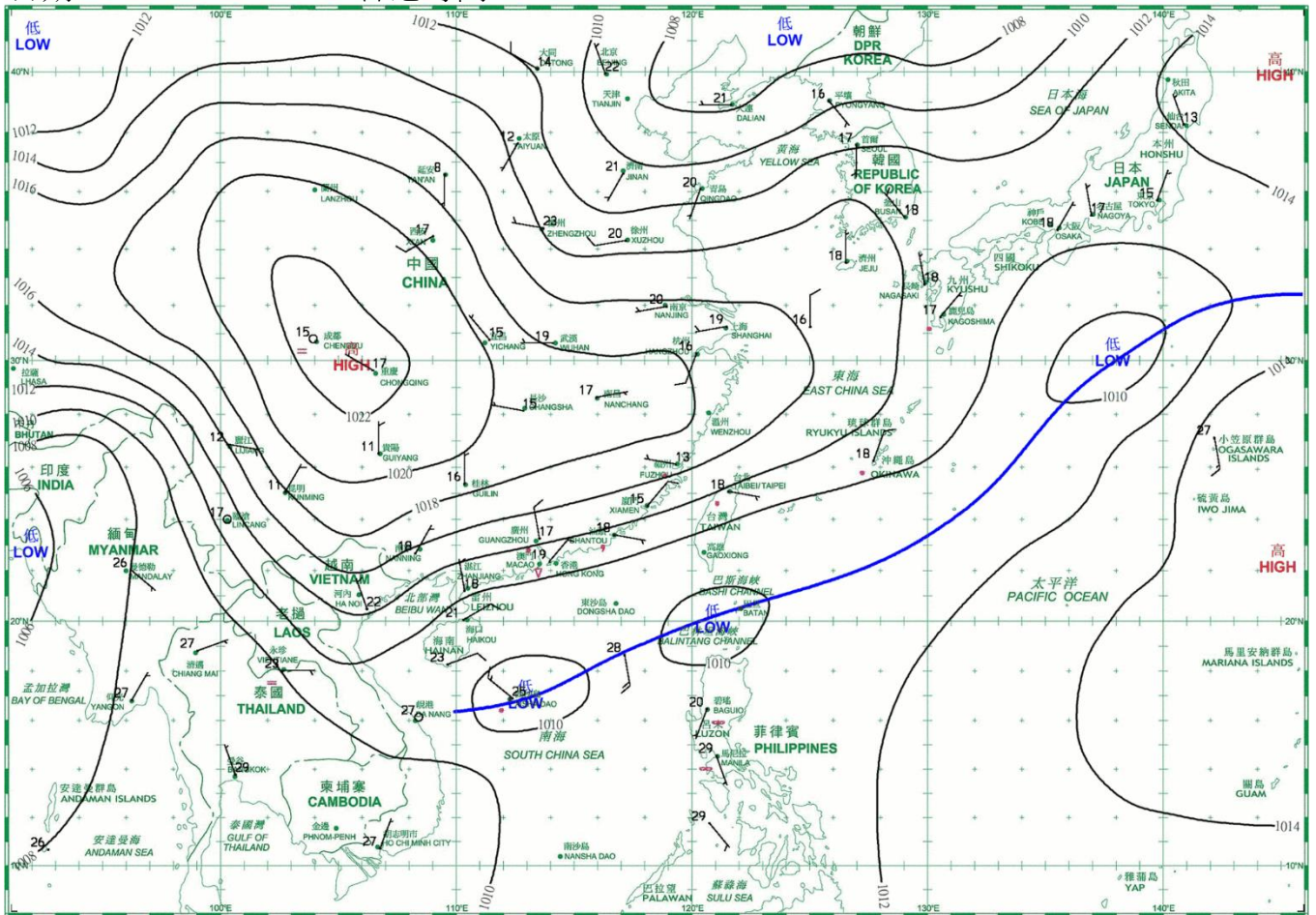




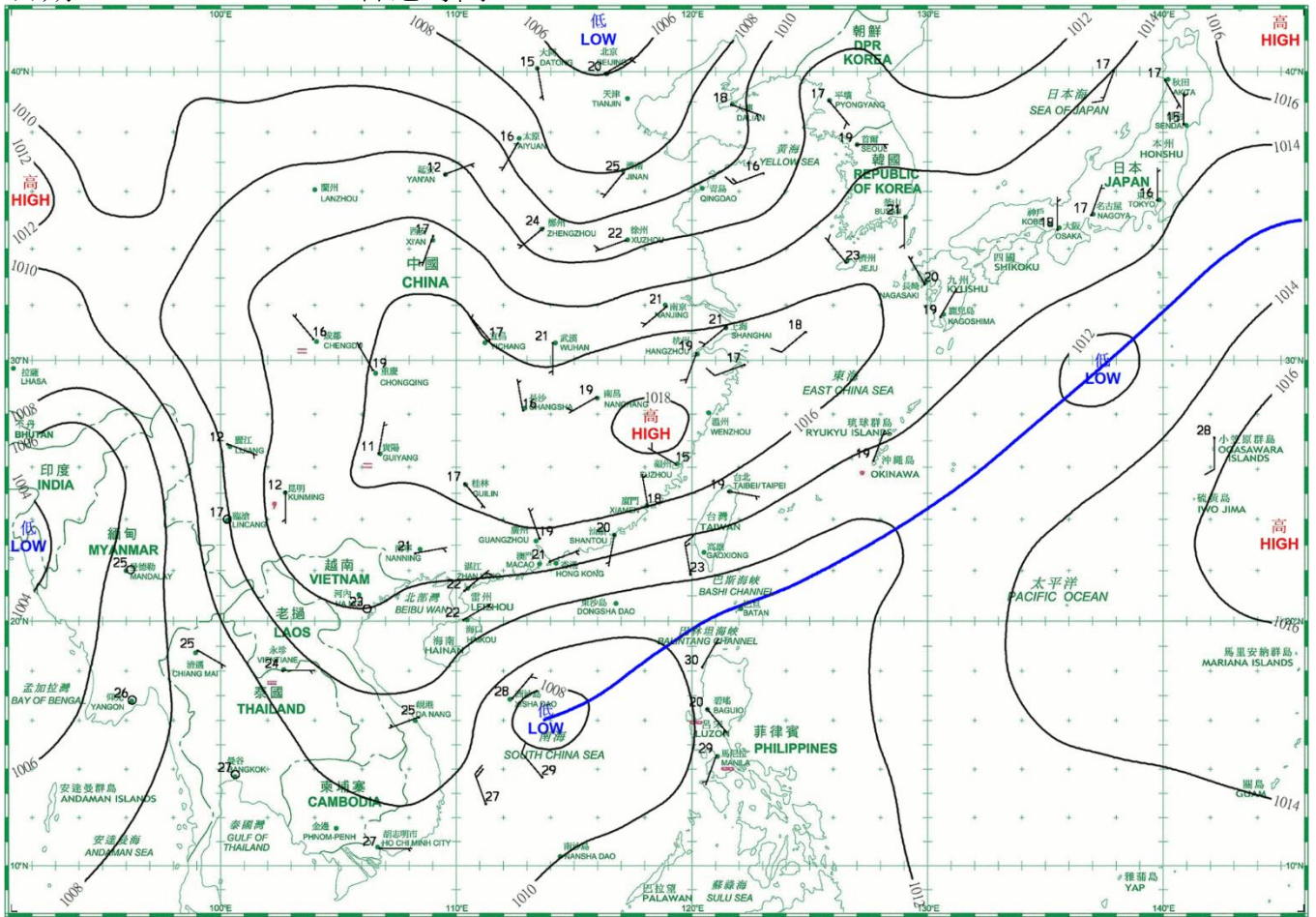
日期/Date: 15.05.2022 香港時間/HK Time: 08:00



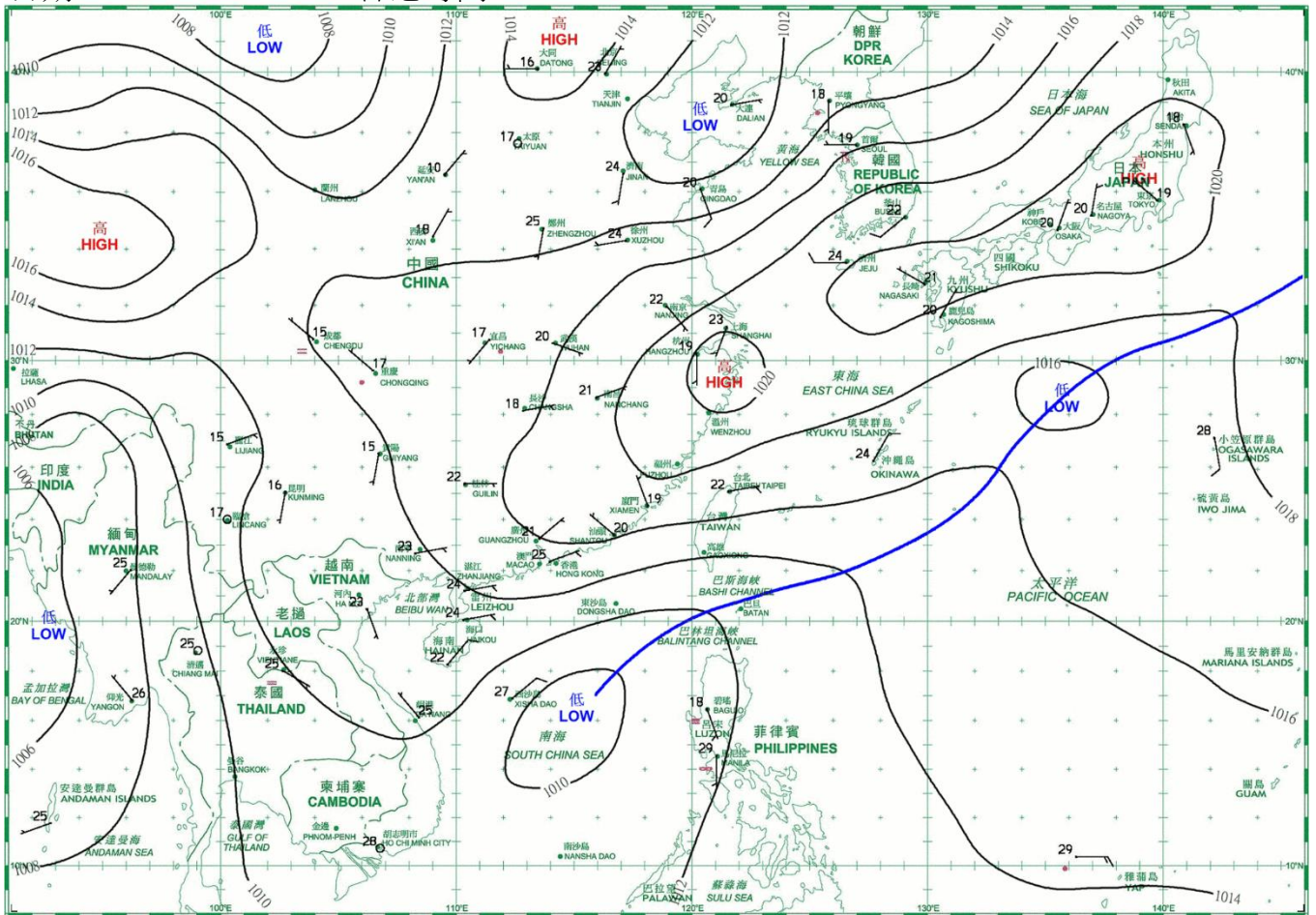
日期/Date: 16.05.2022 香港時間/HK Time: 08:00



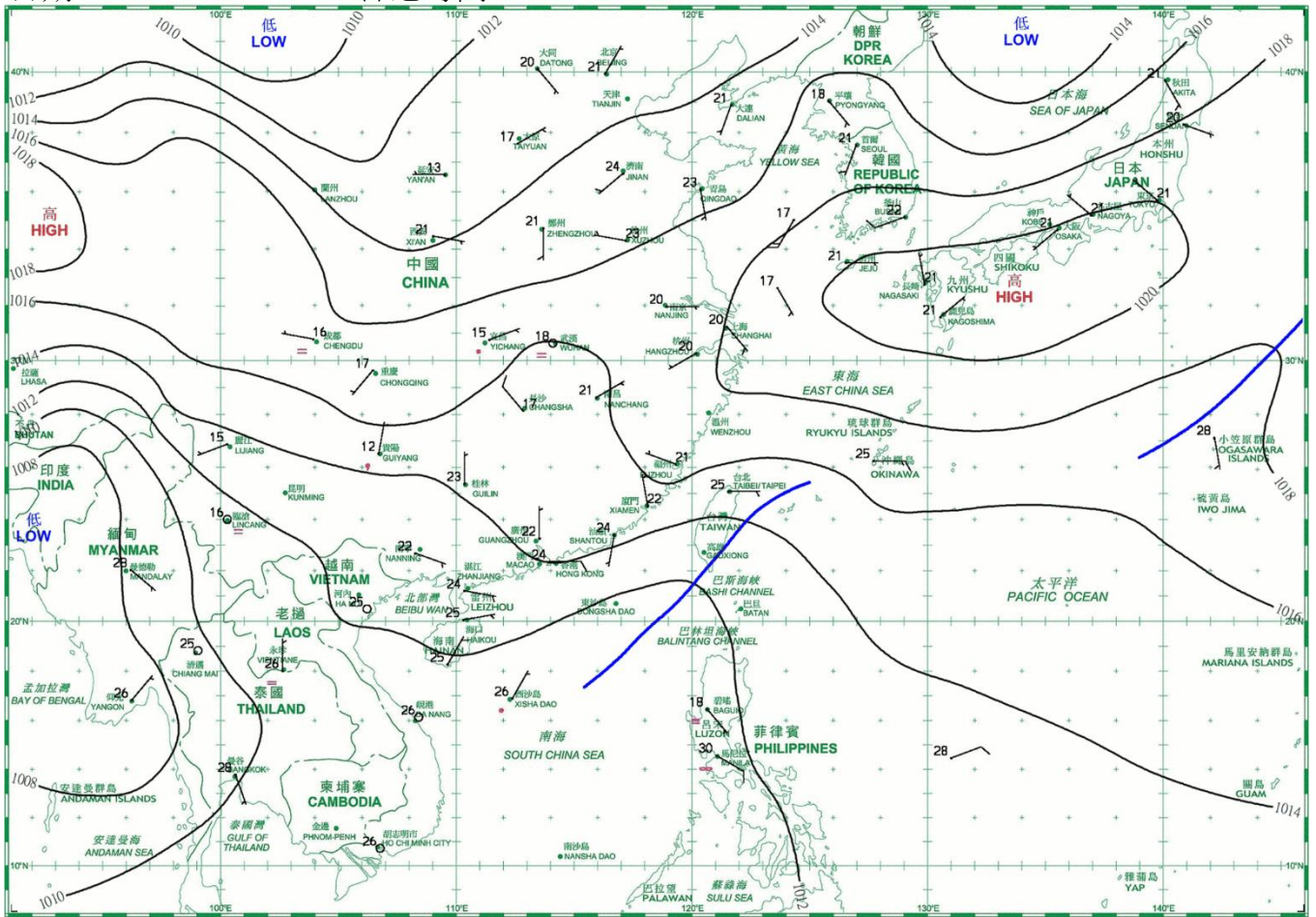
日期/Date: 17.05.2022 香港時間/HK Time: 08:00



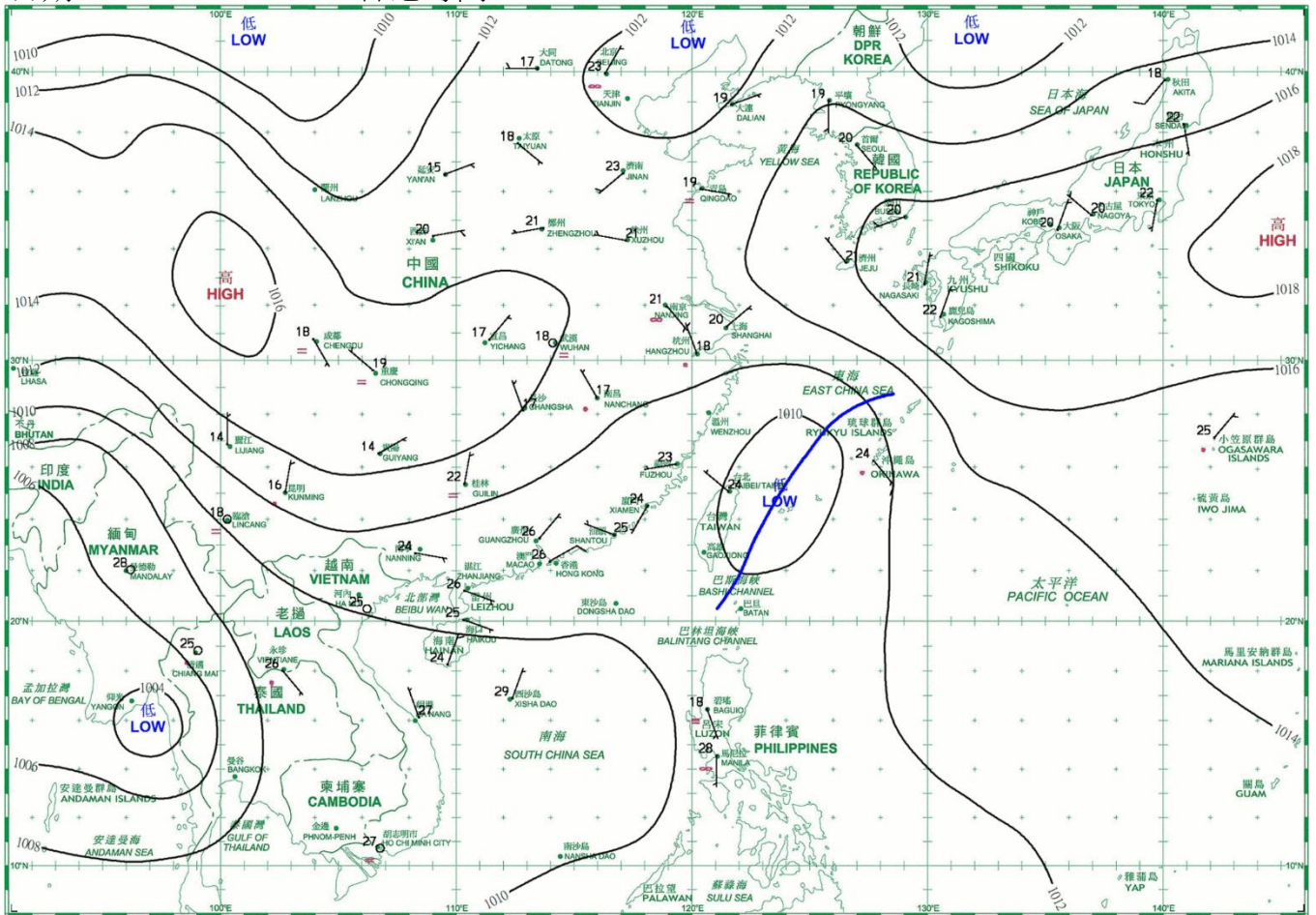
日期/Date: 18.05.2022 香港時間/HK Time: 08:00



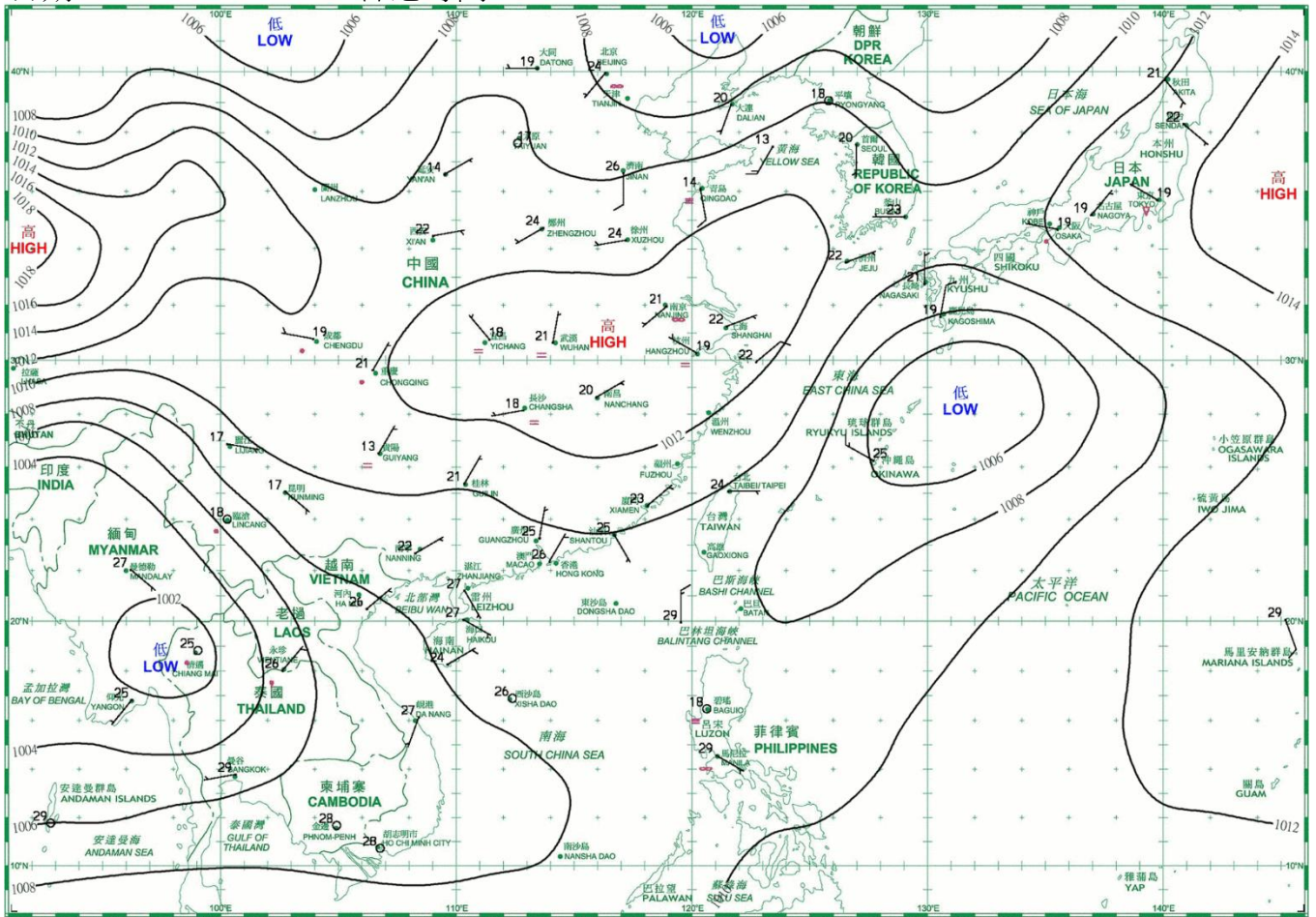
日期/Date: 19.05.2022 香港時間/HK Time: 08:00



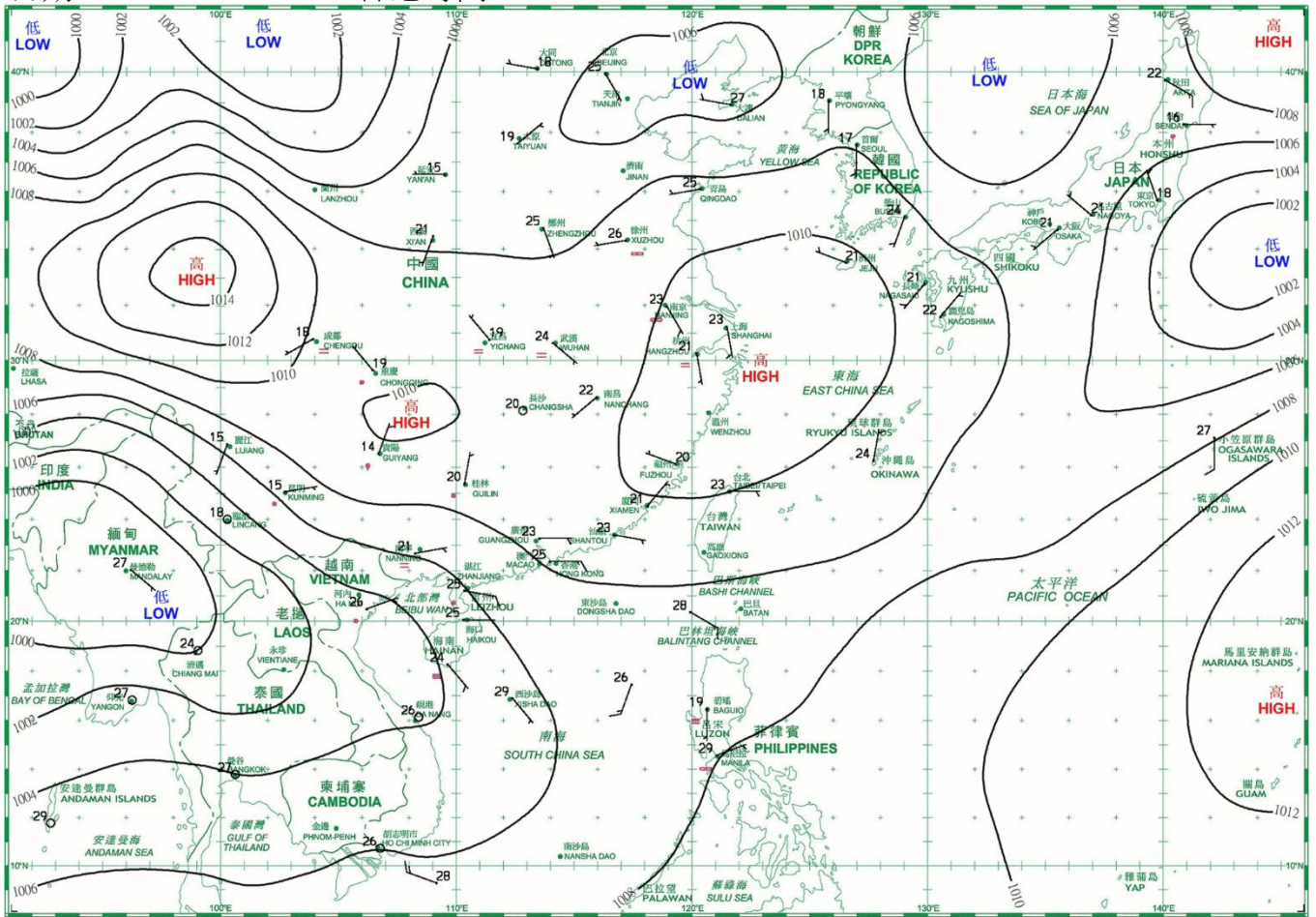
日期/Date: 20.05.2022 香港時間/HK Time: 08:00



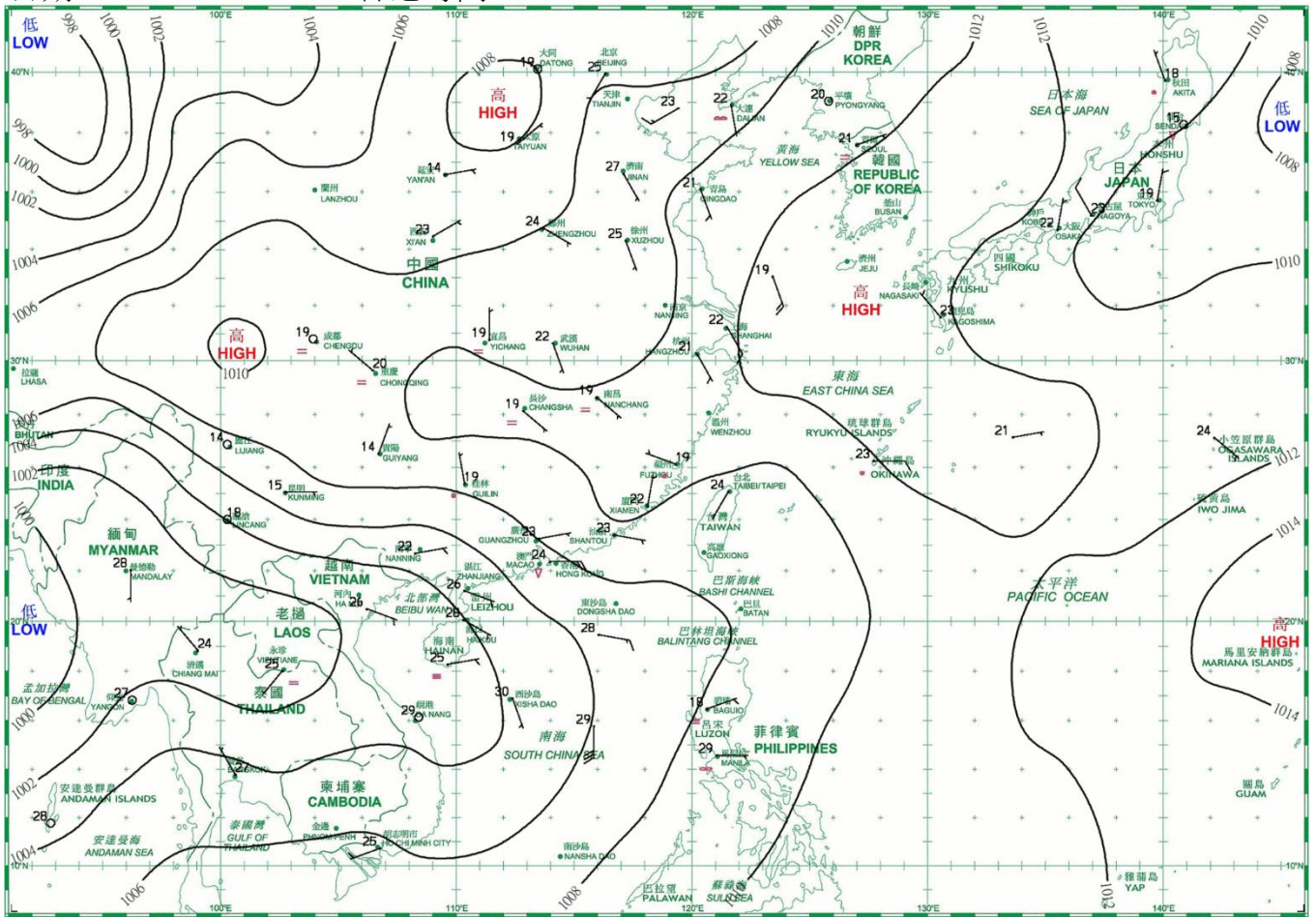
日期/Date: 21.05.2022 香港時間/HK Time: 08:00



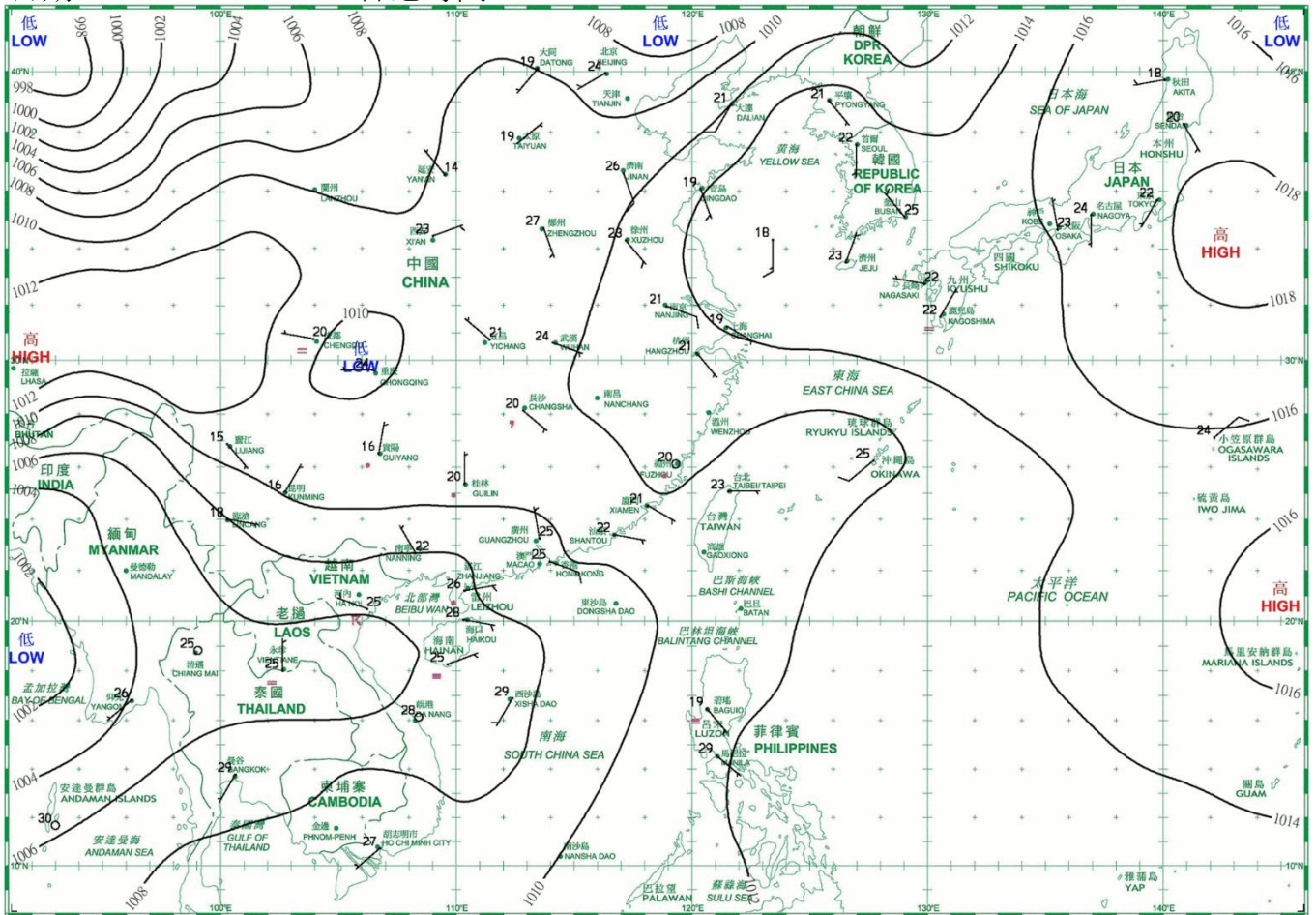
日期/Date: 22.05.2022 香港時間/HK Time: 08:00



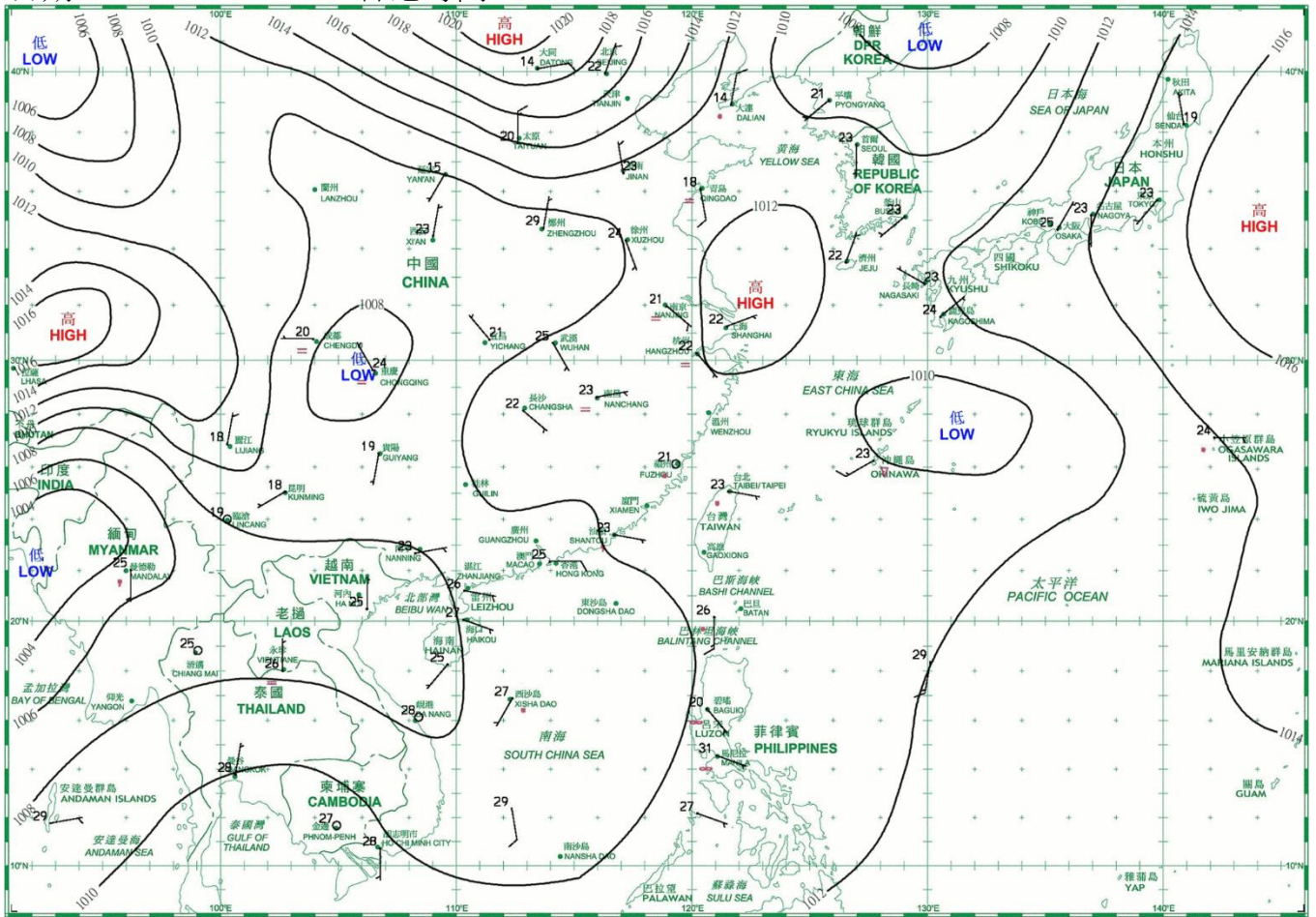
日期/Date: 23.05.2022 香港時間/HK Time: 08:00



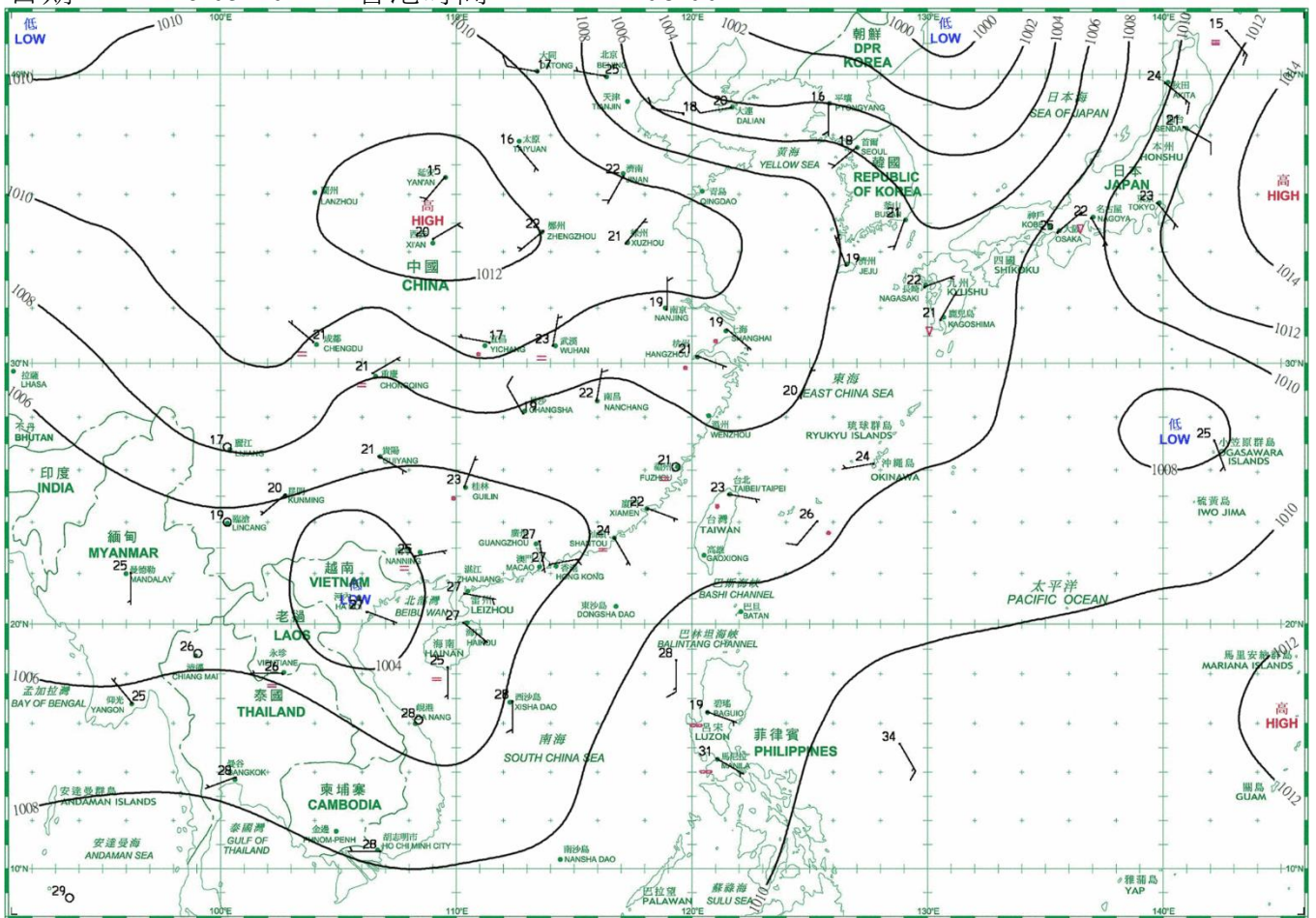
日期/Date: 24.05.2022 香港時間/HK Time: 08:00



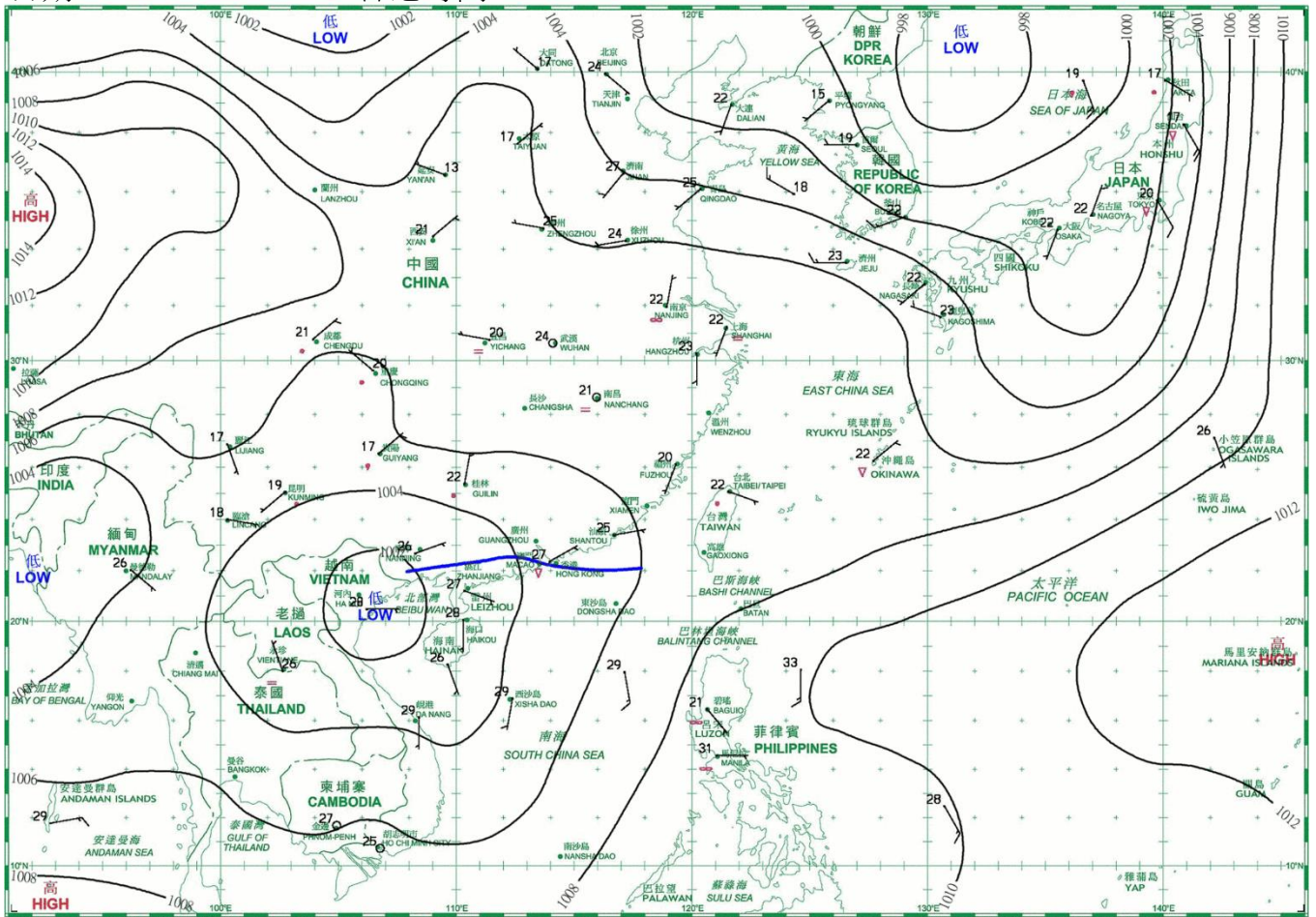
日期/Date: 25.05.2022 香港時間/HK Time: 08:00



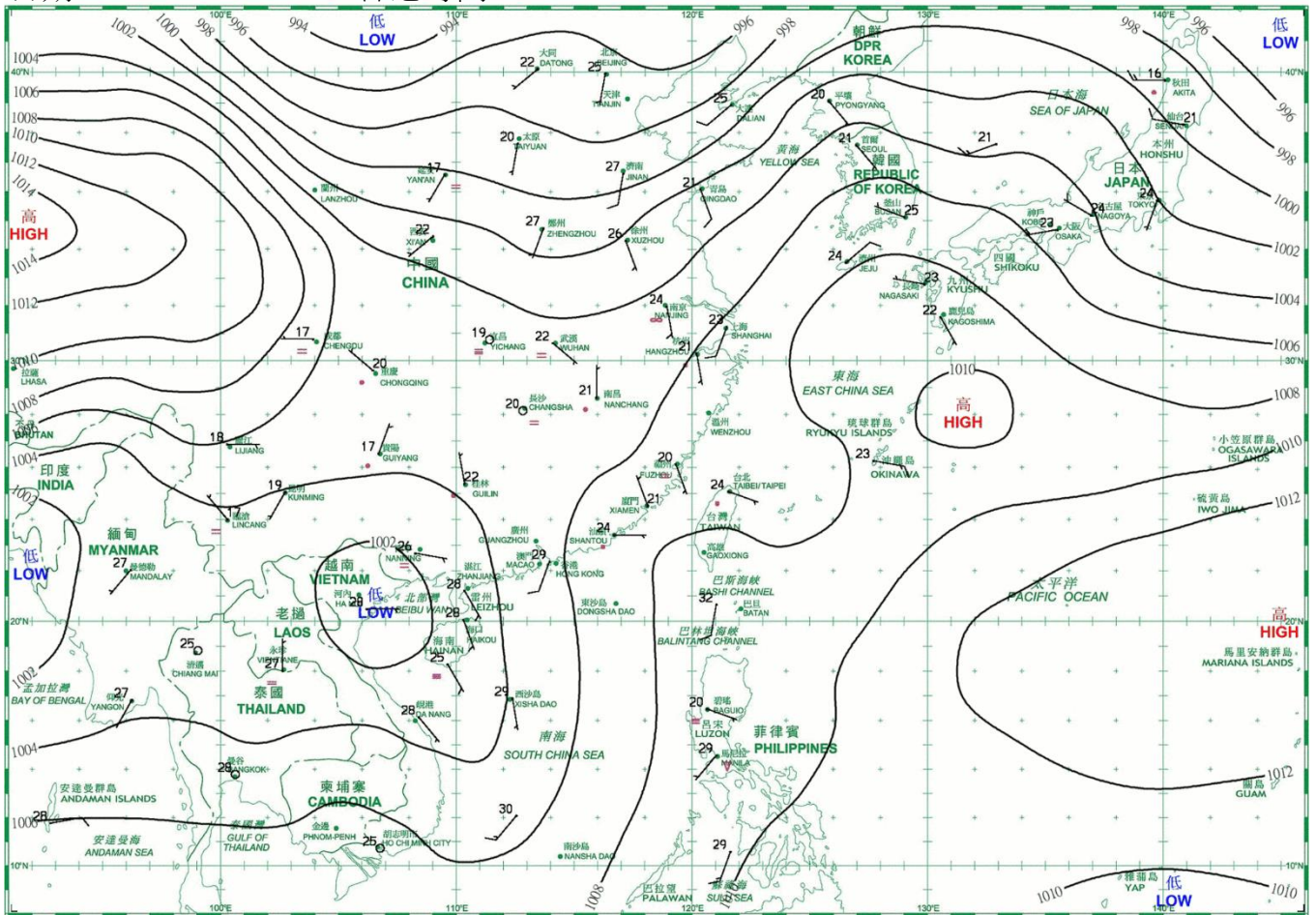
日期/Date: 26.05.2022 香港時間/HK Time: 08:00



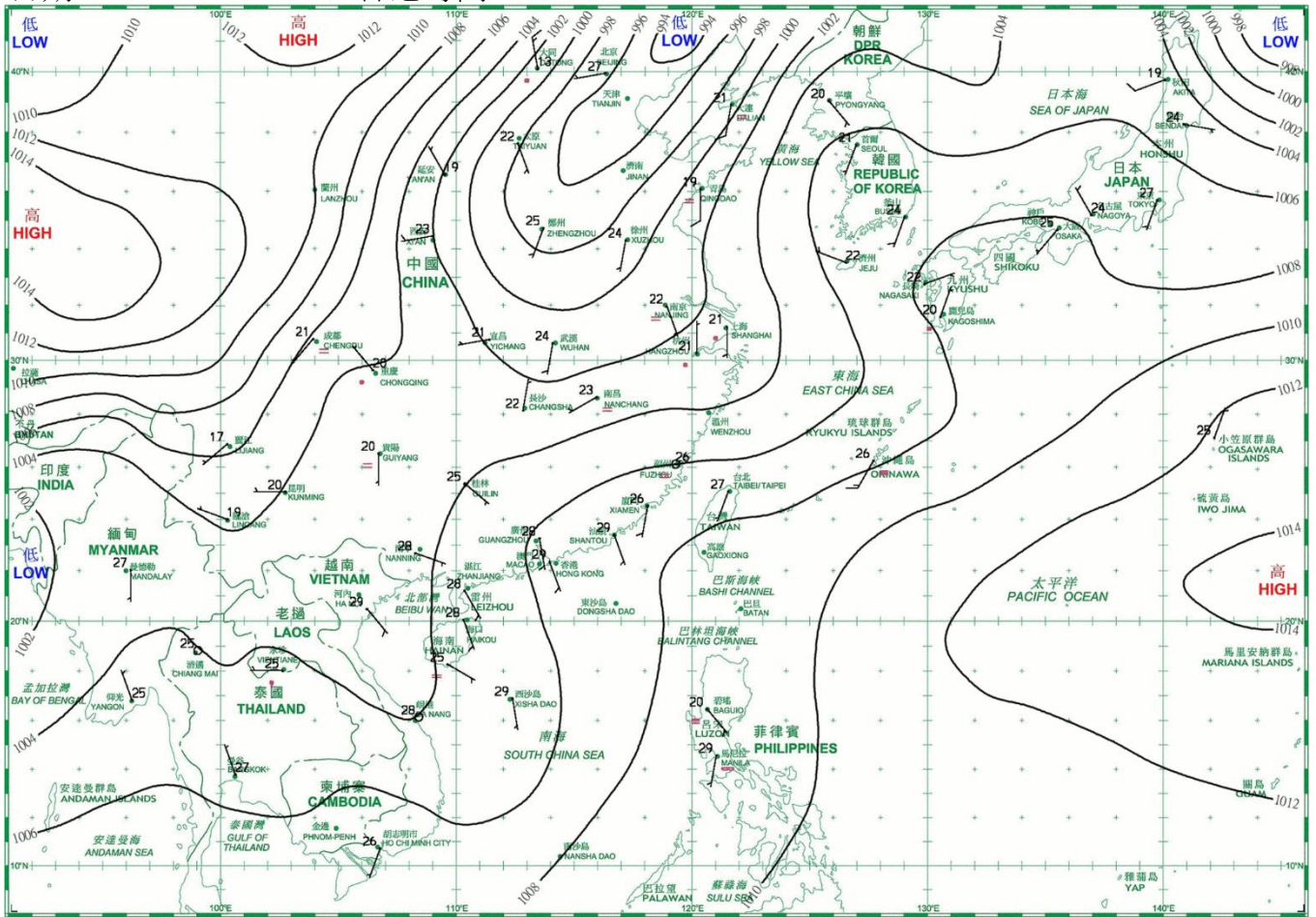
日期/Date: 27.05.2022 香港時間/HK Time: 08:00



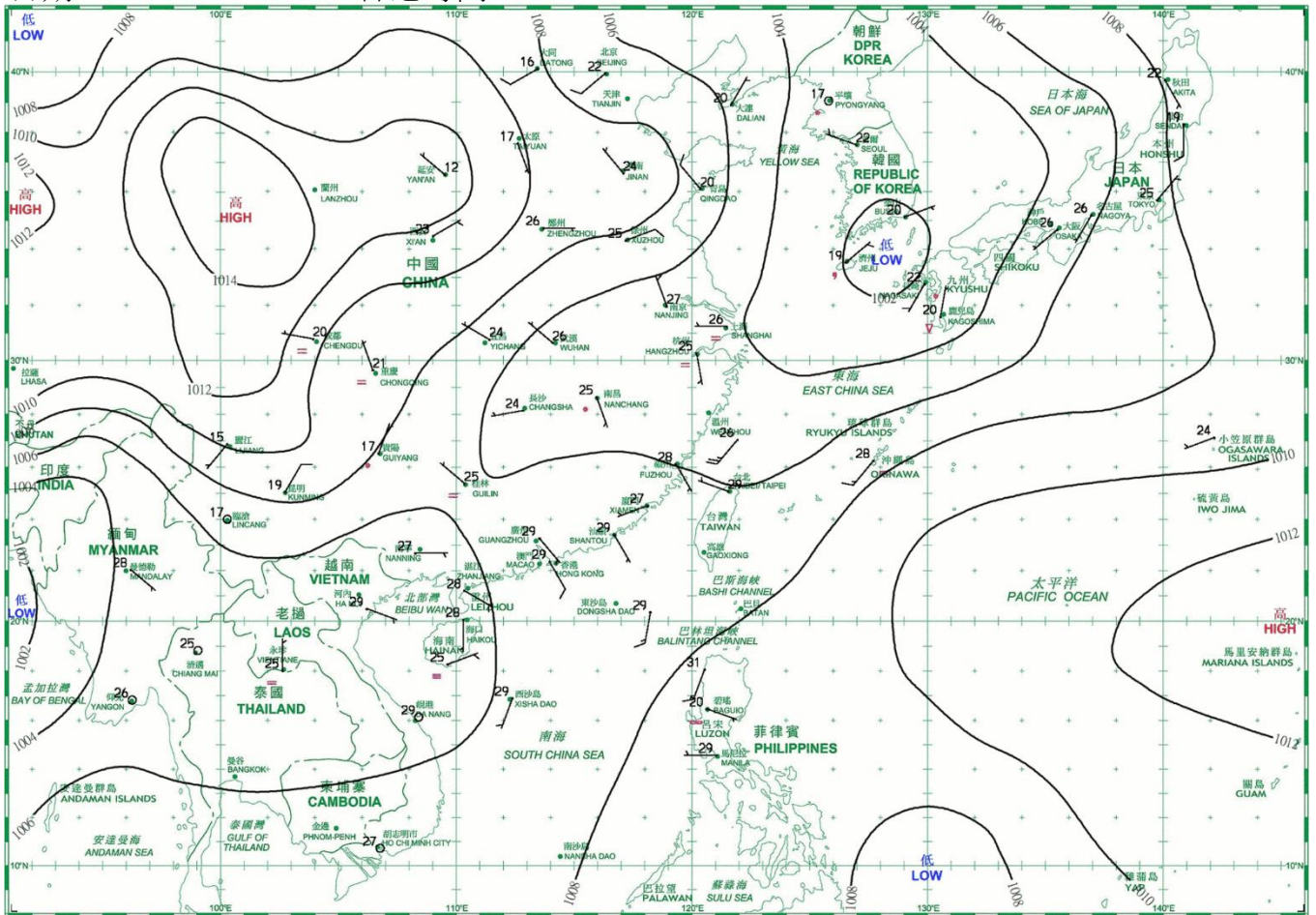
日期/Date: 28.05.2022 香港時間/HK Time: 08:00



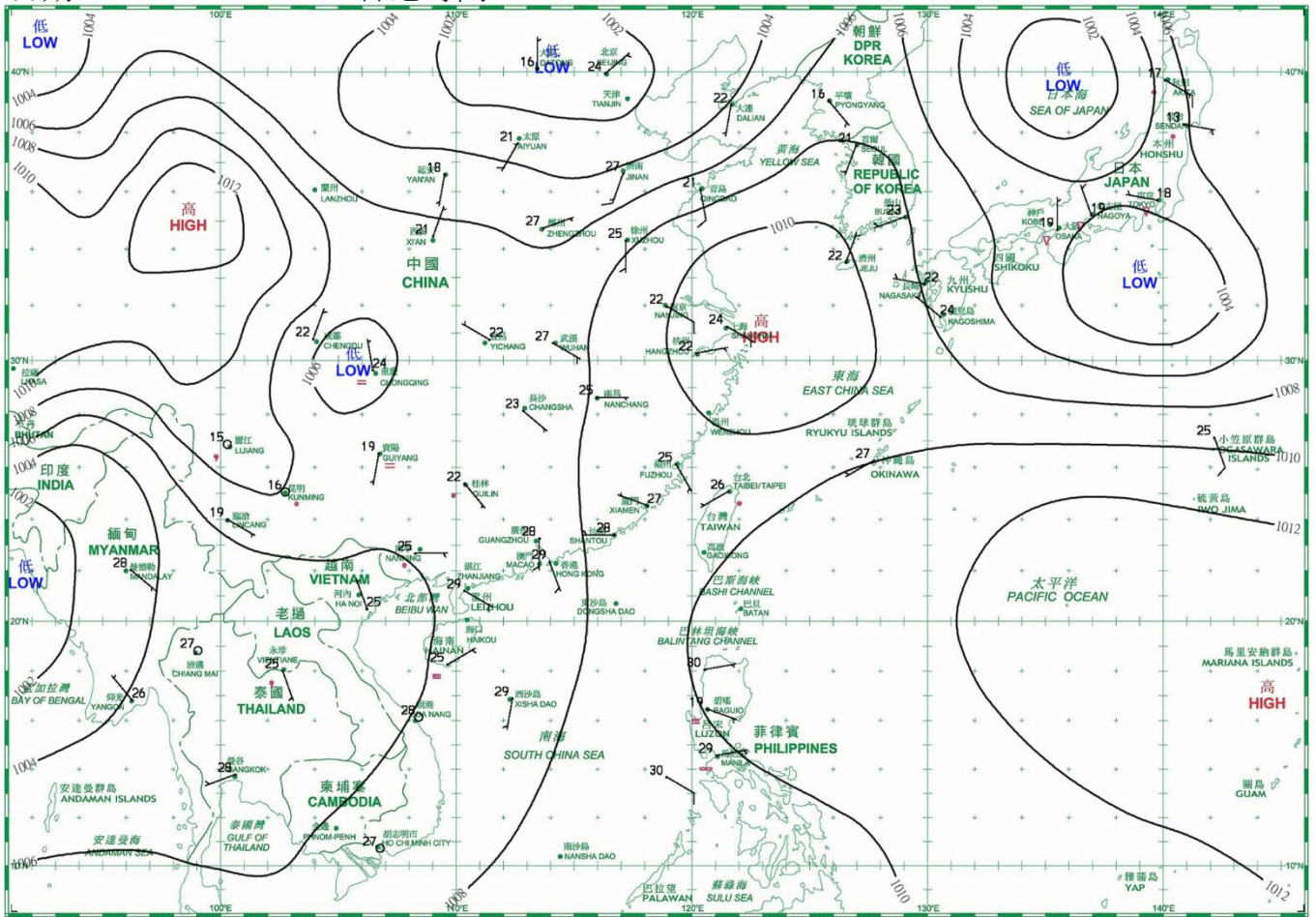
日期/Date: 29.05.2022 香港時間/HK Time: 08:00



日期/Date: 30.05.2022 香港時間/HK Time: 08:00







### 3.1.1 二零二二年五月香港氣象觀測摘錄(一)

#### 3.1.1 Extract of Meteorological Observations in Hong Kong (Part 1), May 2022

| 日期<br>Date          | 平均氣壓<br>Mean<br>Pressure     | 氣 溫<br>Air Temperature |            |               | 平均<br>露點溫度<br>Mean<br>Dew Point<br>Temperature | 平均<br>相對濕度<br>Mean<br>Relative<br>Humidity | 平均雲量<br>Mean<br>Amount<br>of Cloud | 總雨量<br>Total<br>Rainfall |
|---------------------|------------------------------|------------------------|------------|---------------|------------------------------------------------|--------------------------------------------|------------------------------------|--------------------------|
|                     |                              | 最高<br>Maximum          | 平均<br>Mean | 最低<br>Minimum |                                                |                                            |                                    |                          |
| 五月<br>May           | 百帕斯卡<br>hPa                  | °C                     | °C         | °C            | °C                                             | %                                          | %                                  | 毫米<br>mm                 |
| 1                   | 1012.6                       | 24.6                   | 20.7       | 17.1          | 18.8                                           | 89                                         | 94                                 | 32.4                     |
| 2                   | 1014.6                       | 21.3                   | 18.5       | 16.4          | 15.7                                           | 84                                         | 93                                 | 23.4                     |
| 3                   | 1015.8                       | 26.6                   | 22.3       | 18.8          | 14.6                                           | 62                                         | 61                                 | -                        |
| 4                   | 1014.3                       | 28.5                   | 24.6       | 21.6          | 16.8                                           | 63                                         | 48                                 | -                        |
| 5                   | 1012.6                       | 29.3                   | 25.2       | 23.2          | 19.9                                           | 73                                         | 76                                 | -                        |
| 6                   | 1012.4                       | 28.9                   | 25.5       | 23.4          | 20.7                                           | 76                                         | 73                                 | -                        |
| 7                   | 1013.0                       | 29.7                   | 25.4       | 23.6          | 20.9                                           | 77                                         | 85                                 | 0.8                      |
| 8                   | 1013.2                       | 27.5                   | 25.0       | 23.4          | 19.1                                           | 70                                         | 83                                 | Tr                       |
| 9                   | 1012.3                       | 29.0                   | 25.6       | 24.3          | 20.8                                           | 75                                         | 86                                 | Tr                       |
| 10                  | 1009.7                       | 27.7                   | 25.7       | 24.4          | 23.6                                           | 88                                         | 88                                 | 1.4                      |
| 11                  | 1007.8                       | 25.9                   | 25.0       | 24.2          | 24.1                                           | 95                                         | 91                                 | 61.4                     |
| 12                  | 1006.0                       | 27.0                   | 25.8       | 24.6          | 24.2                                           | 91                                         | 96                                 | 123.5                    |
| 13                  | 1005.2                       | 26.9                   | 25.5       | 24.3          | 24.1                                           | 92                                         | 92                                 | 107.1                    |
| 14                  | 1008.2                       | 26.5                   | 24.6       | 23.5          | 23.5                                           | 93                                         | 89                                 | 5.0                      |
| 15                  | 1009.8                       | 24.9                   | 22.6       | 20.8          | 21.1                                           | 91                                         | 91                                 | 26.2                     |
| 16                  | 1012.4                       | 20.8                   | 20.0       | 18.8          | 17.5                                           | 85                                         | 85                                 | 4.7                      |
| 17                  | 1013.6                       | 26.3                   | 22.4       | 19.6          | 16.9                                           | 72                                         | 67                                 | -                        |
| 18                  | 1013.8                       | 27.1                   | 23.9       | 21.9          | 13.3                                           | 52                                         | 71                                 | -                        |
| 19                  | 1011.9                       | 30.0                   | 25.8       | 23.5          | 18.2                                           | 64                                         | 77                                 | -                        |
| 20                  | 1009.2                       | 30.9                   | 26.9       | 24.5          | 22.1                                           | 76                                         | 55                                 | -                        |
| 21                  | 1007.8                       | 30.7                   | 26.9       | 24.6          | 22.6                                           | 78                                         | 72                                 | -                        |
| 22                  | 1007.3                       | 27.2                   | 25.0       | 24.1          | 21.9                                           | 83                                         | 88                                 | 0.6                      |
| 23                  | 1007.6                       | 24.8                   | 24.0       | 23.1          | 22.3                                           | 90                                         | 89                                 | 11.2                     |
| 24                  | 1009.2                       | 25.0                   | 24.4       | 23.7          | 23.3                                           | 93                                         | 92                                 | 10.3                     |
| 25                  | 1007.7                       | 27.4                   | 25.3       | 23.8          | 23.7                                           | 91                                         | 90                                 | 1.3                      |
| 26                  | 1004.7                       | 28.6                   | 26.7       | 25.1          | 24.6                                           | 88                                         | 86                                 | 2.4                      |
| 27                  | 1004.3                       | 28.5                   | 27.4       | 26.1          | 25.3                                           | 89                                         | 88                                 | 24.7                     |
| 28                  | 1005.5                       | 31.3                   | 28.7       | 27.1          | 25.2                                           | 81                                         | 78                                 | Tr                       |
| 29                  | 1005.8                       | 32.2                   | 29.1       | 27.8          | 25.1                                           | 79                                         | 80                                 | Tr                       |
| 30                  | 1005.9                       | 32.7                   | 29.2       | 27.4          | 24.9                                           | 78                                         | 84                                 | Tr                       |
| 31                  | 1006.8                       | 30.7                   | 28.2       | 27.4          | 24.9                                           | 82                                         | 87                                 | 0.1                      |
| 平均/總值<br>Mean/Total | 1009.7                       | 27.7                   | 25.0       | 23.3          | 21.3                                           | 81                                         | 82                                 | 436.5                    |
| 正常*<br>Normal*      | 1009.3                       | 28.8                   | 26.3       | 24.5          | 23.0                                           | 83                                         | 76                                 | 290.6                    |
| 觀測站<br>Station      | 天文台<br>Hong Kong Observatory |                        |            |               |                                                |                                            |                                    |                          |

天文台於五月二十六日 16 時 34 分錄得本月最低氣壓 1002.2 百帕斯卡。

The minimum pressure recorded at the Hong Kong Observatory was 1002.2 hectopascals at 1634 HKT on 26 May.

天文台於五月三十日 12 時 58 分錄得本月最高氣溫 32.7 °C。

The maximum air temperature recorded at the Hong Kong Observatory was 32.7 °C at 1258 HKT on 30 May.

天文台於五月二日 6 時 33 分錄得本月最低氣溫 16.4 °C。

The minimum air temperature recorded at the Hong Kong Observatory was 16.4 °C at 0633 HKT on 2 May.

天文台於五月十三日 4 時 18 分錄得本月最高1分鐘平均降雨率 133 毫米/小時。

The maximum 1-minute mean rainfall rate recorded at the Hong Kong Observatory was 133 millimetres per hour at 0418 HKT on 13 May.

\* 1991-2020 氣候平均值 (除特別列明外) ([http://www.hko.gov.hk/tc/cis/normal/1991\\_2020/normal.s.htm](http://www.hko.gov.hk/tc/cis/normal/1991_2020/normal.s.htm))

\* 1991-2020 Climatological normal, unless otherwise specified ([http://www.hko.gov.hk/en/cis/normal/1991\\_2020/normal.s.htm](http://www.hko.gov.hk/en/cis/normal/1991_2020/normal.s.htm))

Tr - 微量 (降雨量少於 0.05 毫米)

Tr - Trace of rainfall (amount less than 0.05 mm)

## 3.1.2 二零二二年五月香港氣象觀測摘錄(二)

## 3.1.2 Extract of Meteorological Observations in Hong Kong (Part 2), May 2022

| 日期<br>Date          | 出現低能見度的時數#<br>Number of hours of<br>Reduced Visibility# | 總日照<br>Total Bright<br>Sunshine | 每日太陽總輻射<br>Daily Global<br>Solar Radiation     | 總蒸發量<br>Total<br>Evaporation | 盛行風向<br>Prevailing<br>Wind Direction | 平均風速<br>Mean<br>Wind Speed |
|---------------------|---------------------------------------------------------|---------------------------------|------------------------------------------------|------------------------------|--------------------------------------|----------------------------|
| 五月<br>May           | 小時<br>hours                                             | 小時<br>hours                     | 兆焦耳/米 <sup>2</sup><br>MJ/m <sup>2</sup>        | 毫米<br>mm                     | 度<br>degrees                         | 公里/小時<br>km/h              |
| 1                   | 0                                                       | -                               | 4.13                                           | 0.6                          | 010                                  | 41.7                       |
| 2                   | 0                                                       | -                               | 9.60                                           | 2.0                          | 010                                  | 32.0                       |
| 3                   | 0                                                       | 11.3                            | 25.27                                          | 4.9                          | 080                                  | 25.2                       |
| 4                   | 0                                                       | 11.0                            | 26.59                                          | 5.0                          | 070                                  | 28.5                       |
| 5                   | 0                                                       | 10.7                            | 25.08                                          | 4.7                          | 080                                  | 18.7                       |
| 6                   | 0                                                       | 10.8                            | 25.59                                          | 5.3                          | 080                                  | 16.6                       |
| 7                   | 0                                                       | 4.7                             | 16.73                                          | 3.9                          | 070                                  | 19.6                       |
| 8                   | 0                                                       | 1.8                             | 12.47                                          | 3.1                          | 080                                  | 29.9                       |
| 9                   | 0                                                       | 4.9                             | 18.34                                          | 3.6                          | 080                                  | 22.4                       |
| 10                  | 0                                                       | 1.0                             | 9.52                                           | 2.5                          | 110                                  | 21.6                       |
| 11                  | 0                                                       | -                               | 2.06                                           | 0.0                          | 140                                  | 26.5                       |
| 12                  | 0                                                       | -                               | 0.79                                           | 0.0                          | 220                                  | 29.8                       |
| 13                  | 0                                                       | 0.5                             | 8.06                                           | 0.1                          | 240                                  | 23.4                       |
| 14                  | 1                                                       | 0.3                             | 9.82                                           | 1.5                          | 080                                  | 23.2                       |
| 15                  | 0                                                       | 1.0                             | 10.44                                          | 1.2                          | 070                                  | 42.5                       |
| 16                  | 0                                                       | -                               | 6.40                                           | 1.3                          | 010                                  | 30.3                       |
| 17                  | 0                                                       | 5.4                             | 18.49                                          | 4.6                          | 080                                  | 24.3                       |
| 18                  | 0                                                       | 4.9                             | 20.19                                          | 4.5                          | 070                                  | 36.0                       |
| 19                  | 0                                                       | 7.1                             | 22.51                                          | 4.2                          | 070                                  | 22.6                       |
| 20                  | 0                                                       | 9.6                             | 23.61                                          | 4.8                          | 040                                  | 11.0                       |
| 21                  | 0                                                       | 9.5                             | 23.42                                          | 5.0                          | 240                                  | 11.0                       |
| 22                  | 0                                                       | 1.5                             | 9.48                                           | 1.7                          | 080                                  | 36.7                       |
| 23                  | 0                                                       | -                               | 3.85                                           | 0.3                          | 080                                  | 38.8                       |
| 24                  | 0                                                       | 0.1                             | 5.58                                           | 0.2                          | 070                                  | 33.9                       |
| 25                  | 0                                                       | 1.8                             | 11.30                                          | 1.2                          | 080                                  | 19.2                       |
| 26                  | 0                                                       | 3.6                             | 17.05                                          | 2.2                          | 080                                  | 11.2                       |
| 27                  | 0                                                       | -                               | 3.83                                           | 0.8                          | 200                                  | 18.5                       |
| 28                  | 0                                                       | 5.2                             | 18.08                                          | 3.4                          | 160                                  | 16.0                       |
| 29                  | 0                                                       | 7.9                             | 19.39                                          | 3.8                          | 160                                  | 16.2                       |
| 30                  | 0                                                       | 7.4                             | 21.64                                          | 4.0                          | 150                                  | 11.8                       |
| 31                  | 0                                                       | 2.6                             | 13.14                                          | 2.3                          | 160                                  | 11.5                       |
| 平均/總值<br>Mean/Total | 1                                                       | 124.6                           | 14.27                                          | 82.7                         | 080                                  | 24.2                       |
| 正常*<br>Normal*      | [39.5] §                                                | 138.8                           | 14.46                                          | 109.8                        | 080                                  | 19.8                       |
| 觀測站<br>Station      | 香港國際機場<br>Hong Kong<br>International Airport            | 京士柏<br>King's Park              | 橫瀾島 <sup>^</sup><br>Waglan Island <sup>^</sup> |                              |                                      |                            |

橫瀾島於五月十五日 11 時 11 分錄得本月最高陣風 62 公里/小時，風向 160 度。

The maximum gust peak speed recorded at Waglan Island was 62 kilometres per hour from 160 degrees at 1111 HKT on 15 May.

# 低能見度是指能見度低於 8 公里，不包括出現霧、薄霧或降水。

- 在2004年及以前，香港國際機場的能見度讀數是基於專業氣象觀測員每小時的觀測數據。在2005年及以後，讀數是採用位於機場南跑道中間的能見度儀表在每小時前10分鐘的平均數據。這與使用儀器觀測來改進能見度評估的國際趨勢是一致的。
- 在2007年10月10日前曾出現於此摘錄內香港國際機場2005年及以後的低能見度時數資料乃基於專業氣象觀測員每小時的觀測數據。有關資料已於2007年10月10日起改為以機場南跑道中間之能見度儀表在每小時前10分鐘的平均數據計算。

# Reduced visibility refers to visibility below 8 kilometres when there is no fog, mist, or precipitation.

- The visibility readings at the Hong Kong International Airport are based on hourly observations by professional meteorological observers in 2004 and before, and average readings over the 10-minute period before the clock hour of the visibility meter near the middle of the south runway from 2005 onwards. The change of the data source in 2005 is an improvement of the visibility assessment using instrumented observations following the international trend.
- Before 10 October 2007, the number of hours of reduced visibility at the Hong Kong International Airport in 2005 and thereafter displayed in this summary was based on hourly visibility observations by professional meteorological observers. Since 10 October 2007, the data have been revised using the average visibility readings over the 10-minute period before the clock hour, as recorded by the visibility meter near the middle of the south runway.

<sup>^</sup> 如橫瀾島未能提供數據，則以長洲或其他鄰近氣象站的數據作補充，以計算盛行風向和平均風速。

<sup>^</sup> In case the data are not available from Waglan Island, observations of Cheung Chau or other nearby weather stations will be incorporated in computing the Prevailing Wind Direction and Mean Wind Speed.

\* 1991-2020 氣候平均值 (除特別列明外) ([http://www.hko.gov.hk/tc/cis/normal/1991\\_2020/normal.s.htm](http://www.hko.gov.hk/tc/cis/normal/1991_2020/normal.s.htm))

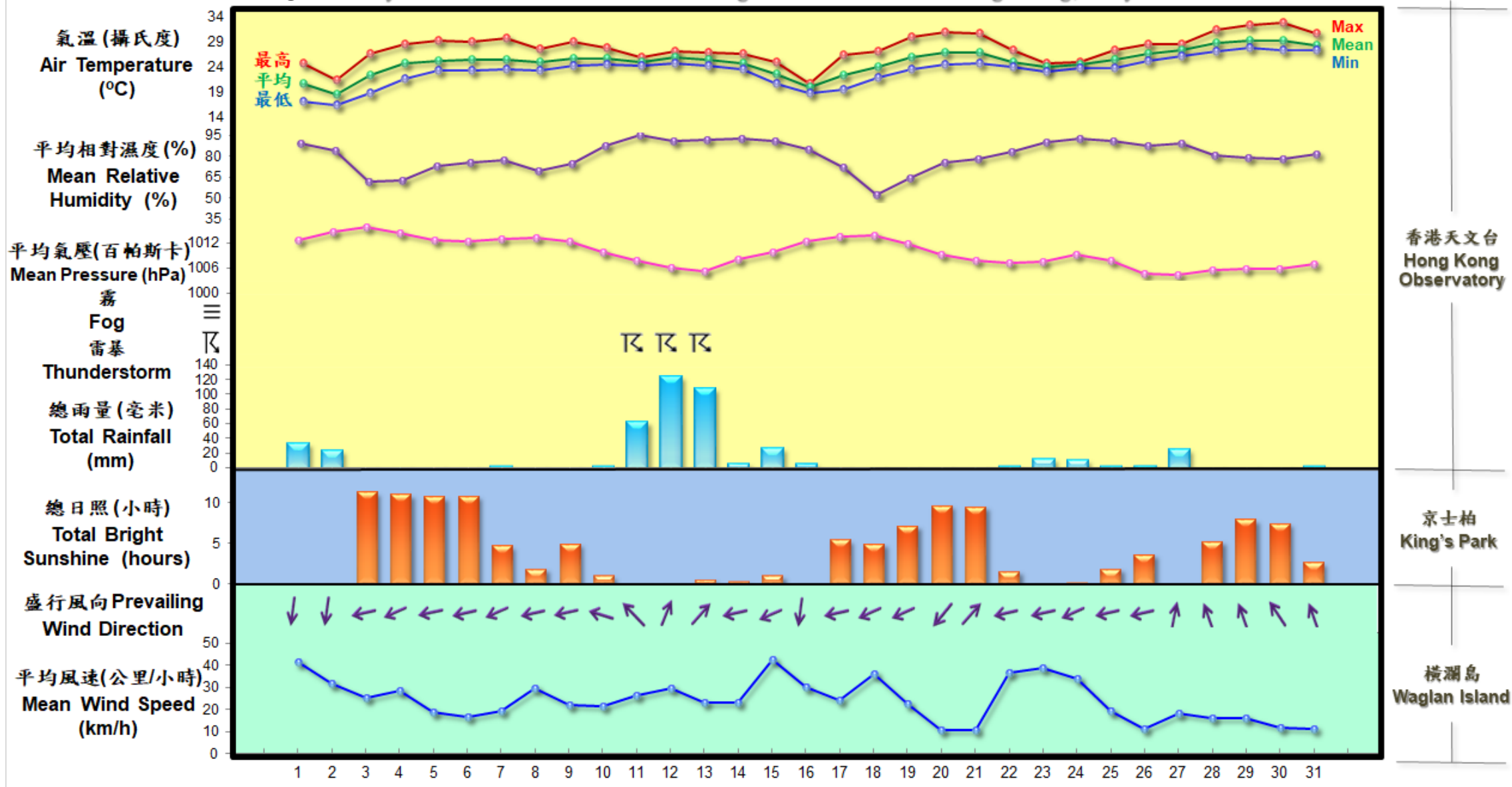
\* 1991-2020 Climatological normal, unless otherwise specified ([http://www.hko.gov.hk/en/cis/normal/1991\\_2020/normal.s.htm](http://www.hko.gov.hk/en/cis/normal/1991_2020/normal.s.htm))

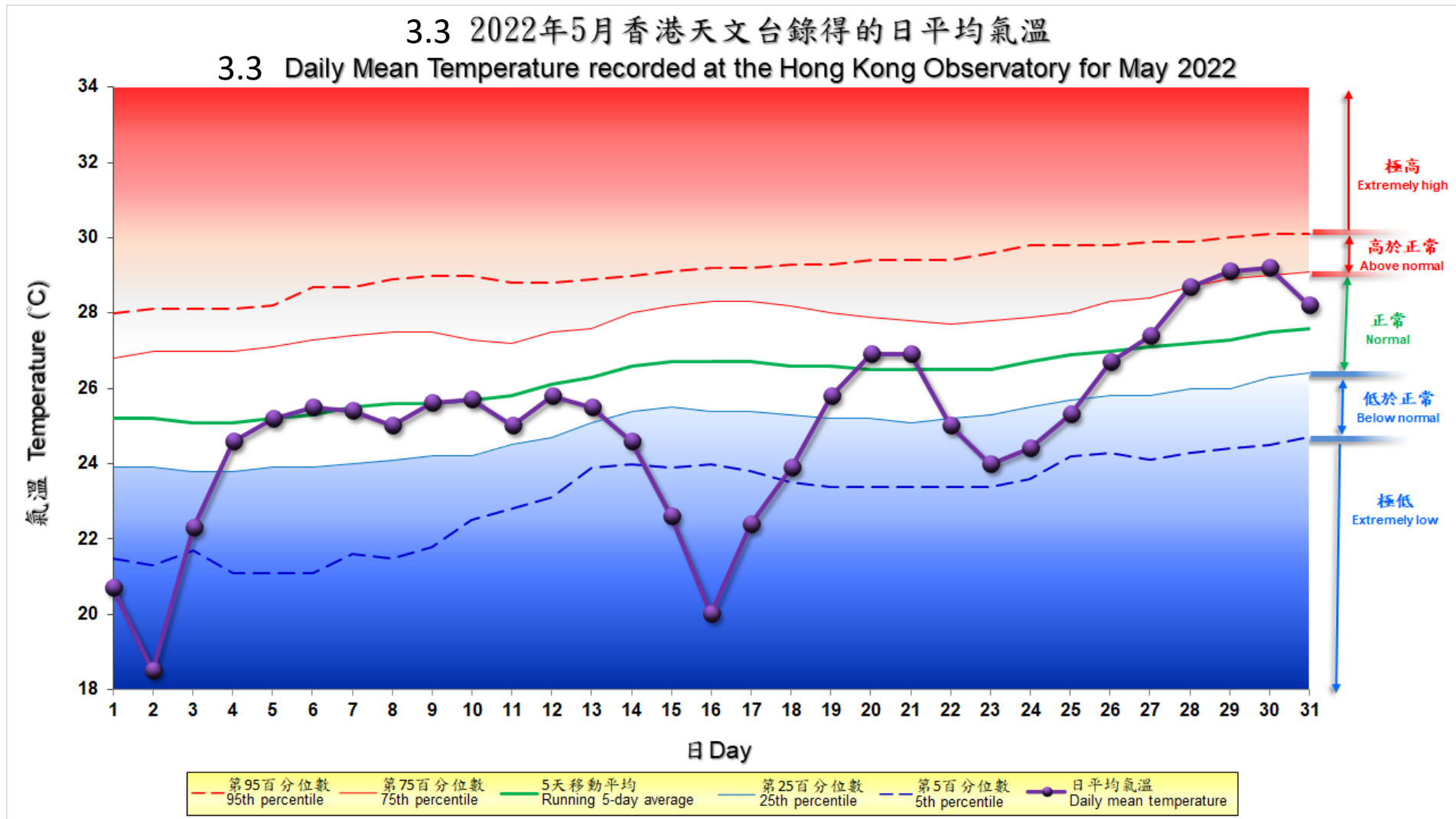
§ 1997-2021 平均值

§ 1997-2021 Mean value

### 3.2 2022年5月部分香港氣象要素的每日記錄

### 3.2 Daily Values of Selected Meteorological Elements for Hong Kong, May 2022





備註:

極高: 高於第 95 百分位數

高於正常: 介乎第 75 和 95 百分位數之間

正常: 介乎第 25 和 75 百分位數之間

低於正常: 介乎第 5 和 25 百分位數之間

極低: 低於第 5 百分位數

百分位數值及 5 天移動平均值是基於 1981 至 2010 年的數據計算所得

Remarks:

Extremely high: above 95th percentile

Above normal: between 75th and 95th percentile

Normal: between 25th and 75th percentile

Below normal: between 5th and 25th percentile

Extremely low: below 5th percentile

Percentile and 5-day running average values are computed based on the data from 1981 to 2010