

# 每月天氣摘要 二零二三年八月

## Monthly Weather Summary August 2023

---

### 目錄

	<u>頁</u>
1. 二零二三年八月天氣回顧	1
2. 二零二三年八月影響北太平洋西部和南海的熱帶氣旋	8
3. 二零二三年八月每日天氣圖	13
4. 二零二三年八月氣象觀測資料	29

### Contents

	<u>Page</u>
1. Weather Review of August 2023	3
2. Tropical Cyclones over the western North Pacific and the South China Sea in August 2023	9
3. Daily Weather Maps for August 2023	13
4. Meteorological Observations for August 2023	29

二零二三年九月出版

香港天文台編製  
香港九龍彌敦道134A

1. 除特別列明外，所有時間均以協調世界時加八小時為準。
2. 除特別列明外，所有氣象要素數值均在香港天文台錄得。
3. 因惡劣天氣引致的人命傷亡及財物損毀數字是由各政府部門提供或根據報章報導輯錄。



Published: September 2023

Prepared and published by : Hong Kong Observatory,  
134A Nathan Road,  
Kowloon,  
Hong Kong.

1. Unless otherwise stated, all times given are 8 hours ahead of Co-ordinated Universal Time (UTC).
2. Values of meteorological elements are those recorded at the Hong Kong Observatory, unless otherwise specified.
3. Figures of damage and casualties caused by weather phenomena are compiled from press reports and information provided by other government departments.

## 1. 二零二三年八月天氣回顧

主要受南海北部海面溫度較正常溫暖及於華南沿岸較正常強的低層西南氣流影響，二零二三年八月香港遠較正常炎熱。本月平均氣溫 29.7 度及平均最低氣溫 27.8 度，分別較其各自正常值高 1.0 度及 1.1 度，兩者均為有記錄以來八月的最高紀錄。此外，本月平均最高氣溫 32.4 度較正常值高 1.1 度，亦是有記錄以來八月的第二高之一。連同異常炎熱的六月及七月，本港經歷了一個有記錄以來最炎熱的夏季。二零二三年六月至八月平均氣溫為破紀錄的 29.7 度，而平均最高氣溫 32.4 度及平均最低氣溫 27.6 度，兩者皆是同期有記錄以來第二高。二零二三年八月的熱夜數目共 15 天，是八月有記錄以來最高紀錄之一。本月亦遠較正常少雨，全月總雨量只得 140.7 毫米，約是正常值 453.2 毫米的百分之 31，是有記錄以來八月的第九低。本年度首八個月的累積雨量為 1 157.2 毫米，較同期正常值 1 921.5 毫米少約百分之 40。

受一道廣闊低壓槽影響，本月首日香港有幾陣驟雨及部分時間有陽光。本港部分地區當日中午時分亦受高溫觸發的驟雨及雷暴影響。部分地區雨勢較大，青衣、屯門及元朗錄得超過 30 毫米雨量。在微風的情況下，八月二日本港大致天晴及酷熱。與此同時，八月三日及四日熱帶氣旋卡努向西北偏西移向東海，並於該區徘徊。受卡努的外圍下沉氣流影響，八月三日下午本港大致天晴及極端酷熱，天文台當日下午氣溫飆升至本月最高的 35.1 度。

受西南氣流及隨後形成的高空反氣旋影響，除有幾陣驟雨外，八月四日至九日本港日間天氣酷熱及部分時間有陽光，八月五日及九日亦有幾陣雷暴。受一道低壓槽影響，除八月十

二日及十四日短暫時間有陽光外，八月十日至十四日本港大致多雲，間中有驟雨及狂風雷暴。這五日期間，本港普遍地區錄得超過 50 毫米雨量，而將軍澳、港島及大嶼山部分地區更錄得超過 100 毫米雨量。在有雨的情況下，八月十一日天文台氣溫下降至本月最低的 25.7 度，這是有記錄以來八月絕對最低氣溫的最高紀錄。

受高空反氣旋影響，除有幾陣驟雨及局部地區有雷暴外，八月十五日至十七日本港天氣轉好，陽光增多。八月十六日日間本港天氣酷熱。受華南沿岸的一道低壓槽影響，八月十八日及十九日本港大致多雲，有驟雨及狂風雷暴。這兩日本港多處地區錄得超過 40 毫米雨量，新界北部更錄得超過 100 毫米雨量。隨著低壓槽減弱，八月二十日驟雨減少。受一股偏南氣流影響，八月二十一日至二十八日本港天氣夾雜陽光、驟雨及局部地區雷暴。八月二十二日、二十三日及二十八日日間本港天氣酷熱。

受廣東沿岸的一道低壓槽及華南的微弱東北季候風影響，八月二十九日本港大致多雲，驟雨較多及有雷暴。部分地區雨勢較大，新界北部錄得超過 90 毫米雨量。與此同時，位於北太平洋西部的熱帶氣旋蘇拉於八月二十九日及三十日向西北方向移動，橫過呂宋海峽。八月三十一日蘇拉繼續移向廣東東部沿岸。本月最後兩日部分時間有陽光，日間炎熱及乾燥。隨著蘇拉靠近廣東東部沿岸，八月三十一日稍後本港風勢逐漸增強及有幾陣驟雨。

二零二三年八月有七個熱帶氣旋影響南海及北太平洋西部。

本月有三班航機因惡劣天氣須轉飛其他地方。表 1.1 載列本月發出及取消各種警告/信號的詳情。

---

## 1. The Weather of August 2023

Mainly attributing to the warmer than normal sea surface temperature over the northern part of the South China Sea and a stronger than usual southwesterly flow in the lower atmosphere over the south China coast, August 2023 was much hotter than usual in Hong Kong. The monthly mean temperature of 29.7 degrees and monthly mean minimum temperature of 27.8 degrees were respectively 1.0 degree and 1.1 degrees above their normal and both were the highest on record for August. Moreover, the monthly mean maximum temperature of 32.4 degrees was 1.1 degrees above normal and one of the second highest on record for August. Together with the exceptionally hot weather in June and July, Hong Kong experienced the hottest summer on record from June to August 2023 with a record-breaking high mean temperature of 29.7 degrees. The mean maximum temperature of 32.4 degrees and mean minimum temperature of 27.6 degrees were both the second highest on record for the same period. There were 15 hot nights in August 2023, one of the highest on record for August. The month was also much drier than usual with a total rainfall of 140.7 millimetres, about 31 percent of the normal figure of 453.2 millimetres and the ninth lowest on record for August. The accumulated rainfall up to August this year was 1157.2 millimetres, a deficit of about 40 percent compared with the normal of 1921.5 millimetres for the same period.

Under the influence of a broad trough of low pressure, there were some showers and sunny periods on the first day of the month. Showers and thunderstorms triggered by high temperatures also affected parts of the territory around noon on that day. The showers were heavier in some places with more than 30 millimetres of rainfall recorded over Tsing Yi, Tuen Mun and Yuen Long. Under light wind conditions, it was mainly fine and very hot on 2 August. Meanwhile, tropical cyclone Khanun moved west-northwestwards towards the East China Sea and lingered over there on 3 – 4 August. Under the influence of the outer subsiding air of Khanun, it was mainly fine and extremely hot on the afternoon of 3 August. The maximum temperature at the Observatory soared to 35.1 degrees that afternoon, the highest of the month.

With the prevalence of a southwesterly airstream and the subsequent establishment of the anticyclone aloft, the weather was very hot with sunny periods apart from a few showers during the day on 4 – 9 August. There were also a few thunderstorms on 5 and 9 August. Affected by a trough of low pressure, apart from sunny intervals on 12 and 14 August, it was mainly cloudy with occasional showers and squally thunderstorms in Hong Kong on 10 – 14 August. More than 50 millimetres of rainfall were recorded generally over the territory and rainfall even exceeded 100 millimetres over Tseung Kwan O, parts of Hong Kong Island and Lantau Island on these five days.

Under the rain, temperatures at the Observatory dropped to a minimum of 25.7 degrees on 11 August, the lowest of the month but the highest monthly absolute minimum temperature on record for August.

Under the influence of an anticyclone aloft, apart from a few showers and isolated thunderstorms, the weather of Hong Kong improved with more sunshine on 15 – 17 August. It was also very hot during the day on 16 August. Affected by a trough of low pressure over the south China coast, local weather became mainly cloudy with showers and squally thunderstorms on 18 – 19 August. More than 40 millimetres of rainfall were recorded over many places and rainfall even exceeded 100 millimetres over the northern part of the New Territories on these two days. With the weakening of the trough of low pressure, the showers abated on 20 August. Under the influence of a southerly airstream, the weather of Hong Kong was a mixture of sunshine, showers and isolated thunderstorms on 21 – 28 August. It was also very hot during the day on 22 – 23 and 28 August.

Affected by a trough of low pressure along the coast of Guangdong and a weak northeast monsoon over southern China, the weather of Hong Kong turned mainly cloudy and more showery with thunderstorms on 29 August. The showers were particularly heavy in some places with more than 90 millimetres of rainfall recorded over the northern part of the New Territories. Meanwhile, over the western North Pacific, tropical cyclone Saola tracked northwestwards across the Luzon Strait on 29 – 30 August. It continued to edge towards the coast of eastern Guangdong on 31 August. Locally, it was hot and dry with sunny periods during the day on the last two days of the month. With Saola edging closer to the coast of eastern Guangdong, local winds strengthened gradually and there were a few showers later on 31 August.

Seven tropical cyclones occurred over the South China Sea and the western North Pacific in August 2023.

During the month, three aircrafts were diverted due to adverse weather. Details of the issuance and cancellation of various warnings/signals in the month are summarized in Table 1.1.

**表 1.1 二零二三年年八月發出的警告及信號**  
**Table 1.1 Warnings and Signals issued in August 2023**

熱帶氣旋警告信號

Tropical Cyclones Warning Signals

熱帶氣旋名稱 Name of Tropical Cyclone	信號 Signal Number	開始時間 Beginning Time		終結時間 Ending Time	
		日/月 day/month	時 hour	日/月 day/month	時 hour
		蘇拉 SAOLA	1 3	30/8 31/8	1740 1540

暴雨警告信號

Rainstorm Warnings

顏色 Colour	開始時間 Beginning Time		終結時間 Ending Time	
	日/月 day/month	時 hour	日/月 day/month	時 hour
黃色 Amber	10/8	1310	10/8	1545
黃色 Amber	11/8	0130	11/8	0330
黃色 Amber	13/8	1005	13/8	1115
黃色 Amber	18/8	1030	18/8	1300
黃色 Amber	19/8	1155	19/8	1340

酷熱天氣警告

Very Hot Weather Warning

開始時間 Beginning Time		終結時間 Ending Time	
日/月 day/month	時 hour	日/月 day/month	時 hour
2/8	0645	3/8	1900
4/8	1015	4/8	1830
5/8	1045	5/8	1900
6/8	1120	6/8	1750
7/8	1430	7/8	1800
8/8	0730	9/8	1830
16/8	0645	16/8	1830
17/8	0745	17/8	1300
22/8	1500	22/8	1730
23/8	1100	23/8	1745
25/8	1000	25/8	1415
26/8	1155	26/8	1615
28/8	1440	28/8	1730
29/8	1130	29/8	1415
30/8	0645	30/8	1620

雷暴警告

Thunderstorm Warning

開始時間 Beginning Time		終結時間 Ending Time	
日/月 day/month	時 hour	日/月 day/month	時 hour
1/8	1048	1/8	1330
4/8	0730	4/8	1000
5/8	0500	5/8	1030
6/8	0905	6/8	1200
9/8	1222	9/8	1900
10/8	0530	10/8	0730
10/8	0917	10/8	1615
10/8	2200	11/8	0610
11/8	0930	11/8	1130
11/8	1545	11/8	1645
12/8	0040	12/8	0500
12/8	1435	12/8	1630
13/8	0840	13/8	1300
13/8	1357	13/8	1500
13/8	2235	14/8	0415
14/8	0840	14/8	1430
15/8	1140	15/8	1510
17/8	0155	17/8	0315
17/8	1215	17/8	1530
18/8	0840	18/8	1330

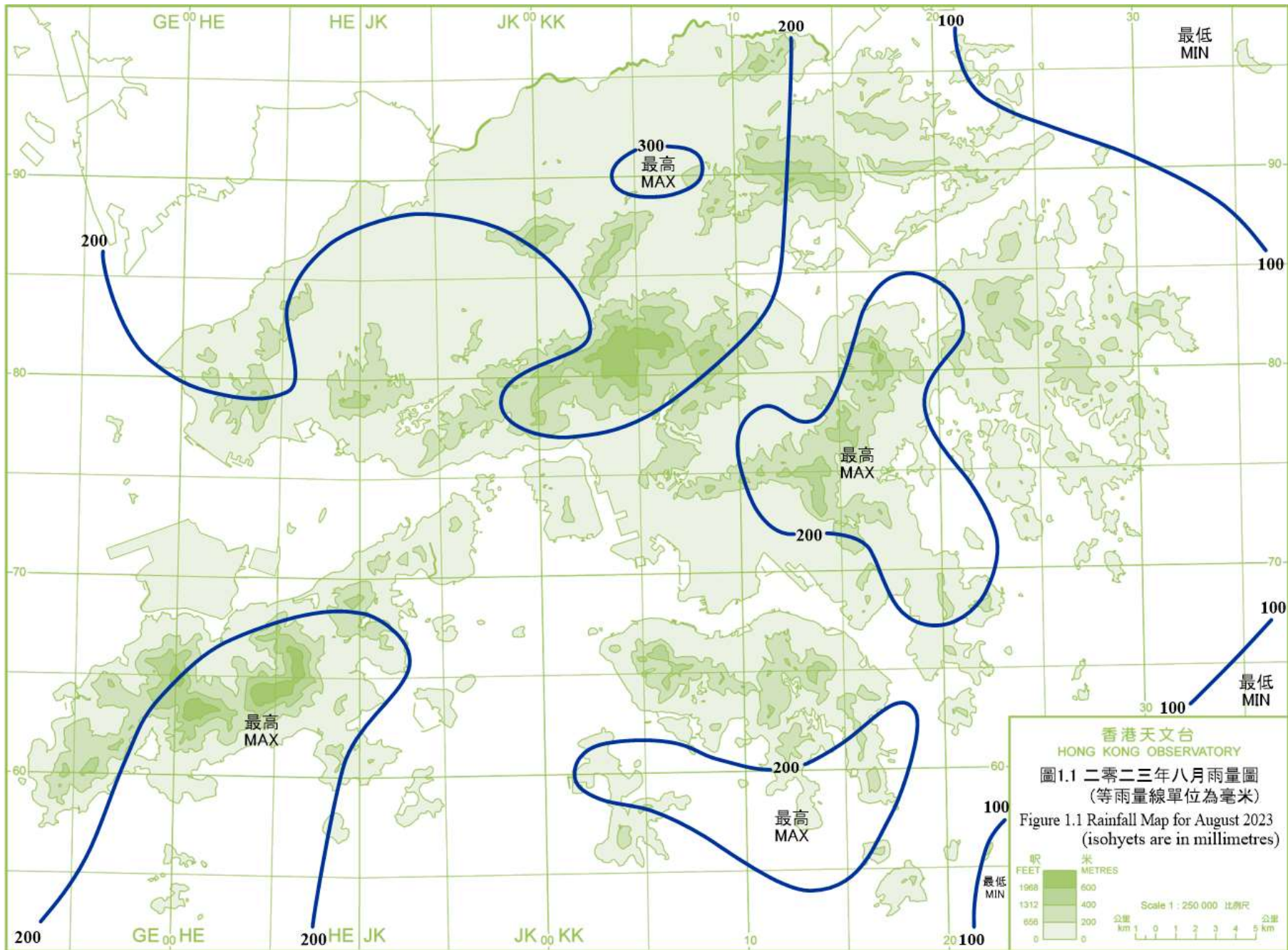
開始時間 Beginning Time		終結時間 Ending Time	
日/月 day/month	時 hour	日/月 day/month	時 hour
18/8	1745	18/8	1840
19/8	0212	19/8	1430
20/8	0640	20/8	0830
20/8	2121	20/8	2400
21/8	0956	21/8	1500
22/8	0345	22/8	0500
22/8	1303	22/8	1430
24/8	0117	24/8	0930
24/8	1130	24/8	1330
24/8	1342	24/8	1600
25/8	1052	25/8	1700
26/8	0945	26/8	1230
26/8	1436	26/8	1530
27/8	0515	27/8	0700
27/8	1255	27/8	1530
28/8	0115	28/8	0245
28/8	0348	28/8	1130
28/8	1405	28/8	1530
28/8	2317	29/8	0200
29/8	1055	29/8	1800

新界北水浸特別報告

Special Announcement on Flooding in the northern New Territories

開始時間 Beginning Time		終結時間 Ending Time	
日/月 day/month	時 hour	日/月 day/month	時 hour
19/8	1255	19/8	1525
29/8	1500	29/8	1945





## 2.1 二零二三年八月的熱帶氣旋概述

二零二三年八月在北太平洋西部及南海區域出現了七個熱帶氣旋，當中蘇拉及海葵均引致天文台需要發出熱帶氣旋警告信號。

熱帶低氣壓卡努於七月二十七日凌晨在沖繩島之東南約 2 170 公里的北太平洋西部上形成，隨後四天向西北或西北偏北移動，移向琉球群島一帶並逐漸增強。七月三十一日晚上卡努增強為超強颱風，並在翌日早上達到其最高強度，中心附近最高持續風速估計為每小時 195 公里。隨後卡努採取西北偏西路徑，並逐漸減弱。八月三日下午至八月六日卡努轉向偏東移動，橫過琉球群島一帶。隨後四天卡努再次轉向西北偏北移動，橫過東海，最後於八月十一日下午在朝鮮半島減弱為低壓區。

根據報章報導，卡努為日本帶來狂風暴雨，九州南部部分地區錄得累積降雨量超過 1 000 毫米，造成 1 人死亡，97 人受傷，超過 210 間房屋受損，超過三萬戶停水及 24 萬戶停電，經濟損失超過 20 億日圓。卡努吹襲韓國期間，有 2 人死亡，另有約 360 宗設施受損報告，超過 15 000 人需要疏散，經濟損失超過 560 億韓元。

熱帶低氣壓蘭恩於八月八日凌晨在硫黃島以東約 790 公里的北太平洋西部上形成，隨後向西北偏西移動並逐漸增強。八月十日蘭恩轉向西北或西北偏北移動，移向日本本州。翌日蘭恩增強為強颱風，並在早上達到其最高強度，中心附近最高持續風速估計為每小時 175 公里。八月十二日晚上蘭恩減弱為颱風，並於隨後兩日繼續靠近日本本州。蘭恩於八月十五日橫過日本本州，最後於八月十七日下午在日本海演變為溫帶氣旋。

根據報章報導，蘭恩在吹襲日本期間，有超過 50 人受傷，130 間房屋受損，超過七千戶停水及十萬戶停電。

多拉在北太平洋東部上形成，於八月十二日早上以強颱風強度越過國際換日線進入北太平洋西部，當時多拉中心附近最高持續風速估計為每小

時 165 公里，並向西北或西北偏西移動，移向威克島一帶。隨後三天多拉逐漸減弱，最後於八月十六日早上在海上減弱為低壓區。

熱帶低氣壓蘇拉於八月二十三日晚上在高雄之東南約 670 公里的北太平洋西部上形成，初時移動緩慢，隨後五天蘇拉在呂宋以東海域以逆時針方向轉了一個圈，並迅速增強。八月二十六日晚上蘇拉增強為超強颱風。蘇拉於隨後三日曾兩度從超強颱風減弱為強颱風，但於八月二十九日傍晚再次增強為超強颱風，並採取西北偏西路徑，橫過呂宋海峽。蘇拉於八月三十日稍後進入南海。翌日蘇拉逐漸靠近廣東沿岸，並一直維持超強颱風強度。

熱帶低氣壓達維於八月二十三日晚上在硫黃島之東南約 1 260 公里的北太平洋西部上形成，初時移動緩慢。翌日達維開始加速向東北偏東移動並逐漸增強。隨後兩天達維轉向西北移向日本本州以東海域。達維於八月二十六日下午增強為強烈熱帶風暴，並在翌日晚上達到其最高強度，中心附近最高持續風速估計為每小時 110 公里。隨後達維逐漸轉向東北移動，最後於八月二十九日早上在日本以東海域演變為溫帶氣旋。

熱帶低氣壓海葵於八月二十七日晚上在硫黃島之東南偏南約 760 公里的北太平洋西部上形成，隨後四天向西或西北偏西移動，移向台灣南部，並逐漸增強。

熱帶低氣壓鴻雁於八月三十日凌晨在關島以東約 1 110 公里的北太平洋西部上形成，向北移動並逐漸增強。翌日下午鴻雁增強為強烈熱帶風暴，並轉向西北偏北移動。



## **2.1 Overview of Tropical Cyclone in August 2023**

Seven tropical cyclones occurred over the western North Pacific and the South China Sea in August 2023. Among them, Saola and Haikui necessitated the issuance of the tropical cyclone warning signals by the Observatory.

Khanun formed as a tropical depression over the western North Pacific about 2 170 km southeast of Okinawa in the small hours on 27 July. It moved northwestwards or north-northwestwards towards the vicinity of the Ryukyu Islands and intensified gradually in the following four days. Khanun intensified into a super typhoon on the night of 31 July, and reached its peak intensity with an estimated sustained wind of 195 km/h near the centre the next morning. It then tracked west-northwestwards and weakened gradually. Khanun turned to move eastwards across the vicinity of the Ryukyu Islands from the afternoon of 3 August to 6 August. Khanun turned to move north-northwestwards again across the East China Sea in the following four days, and finally degenerated into an area of low pressure over the Korean Peninsula on the afternoon of 11 August.

According to press reports, Khanun brought very heavy rain and squalls to Japan. Parts of the southern Kyushu recorded cumulative rainfall of more than 1 000 millimeters, causing 1 death and 97 injuries. More than 210 houses were damaged. Water and electricity supply to more than 30 000 and 240 000 households were disrupted respectively. Economic loss exceeded 2 billion JPY. Khanun left 2 deaths in the Republic of Korea during its passage. There were also about 360 reports of damaged facilities. More than 15 000 people were evacuated. Economic loss exceeded 56 billion KRW.

Lan formed as a tropical depression over the western North Pacific about 790 km east of Iwo Jima in the small hours on 8 August. It then moved west-northwestwards and intensified gradually. Lan turned to move northwestwards or north-northwestwards towards Honshu, Japan. Lan intensified into a severe typhoon the next day, and reached its peak intensity with an estimated sustained wind of 175 km/h near the centre in the morning. Lan weakened into a typhoon on the night of 12 August and continued to edge closer to Honshu, Japan in the following two days. Lan moved across Honshu, Japan on 15 August and finally evolved into an extratropical cyclone over the Sea of Japan on the afternoon of 17 August.

According to press reports, Lan left more than 50 injuries in Japan during its passage. 130 houses were damaged. Water and electricity supply to more than 7 000 and 100 000 households were disrupted respectively.

Originating from the eastern North Pacific, Dora moved across the International Date Line with severe typhoon intensity and entered the western North Pacific on the morning of 12 August. The maximum sustained wind near its centre was estimated to be 165 km/h at the time. It tracked northwestwards or west-northwestwards towards the vicinity of Wake Island.

Dora weakened gradually in the following three days and finally degenerated into an area of low pressure over sea on the morning of 16 August.

Saola formed as a tropical depression over the western North Pacific about 670 km southeast of Gaoxiong on the night of 23 August and moved slowly at first. It then made an anti-clockwise loop over the seas east of Luzon and intensified rapidly in the following five days. Saola intensified into a super typhoon on the night of 26 August. Saola weakened from a super typhoon into a severe typhoon twice in the following three days, but intensified into a super typhoon again on the evening of 29 August and tracked west-northwestwards across the Luzon Strait. Saola entered the South China Sea later on 30 August. It edged closer to the coast of Guangdong gradually while maintaining super typhoon intensity the next day.

Damrey formed as a tropical depression over the western North Pacific about 1 260 km southeast of Iwo Jima on the night of 23 August and moved slowly at first. It started to pick up speed to track east-northeastwards and intensified gradually the next day. It turned to move northwestwards towards the seas east of Honshu of Japan in the following two days. Damrey intensified into a severe tropical storm on the afternoon of 26 August, and reached its peak intensity with an estimated sustained wind of 110 km/h near the centre the next night. Damrey then gradually turned to move northeastwards and finally evolved into an extratropical cyclone over the seas east of Japan on the morning of 29 August.

Haikui formed as a tropical depression over the western North Pacific about 760 km south-southeast of Iwo Jima on the night of 27 August. It moved westwards or west-northwestwards towards the southern part of Taiwan and intensified gradually in the following four days.

Kirogi formed as a tropical depression over the western North Pacific about 1 110 km east of Guam in the small hours on 30 August. It moved northwards and intensified gradually. Kirogi intensified into a severe tropical storm and turned to move north-northwestwards the next afternoon.

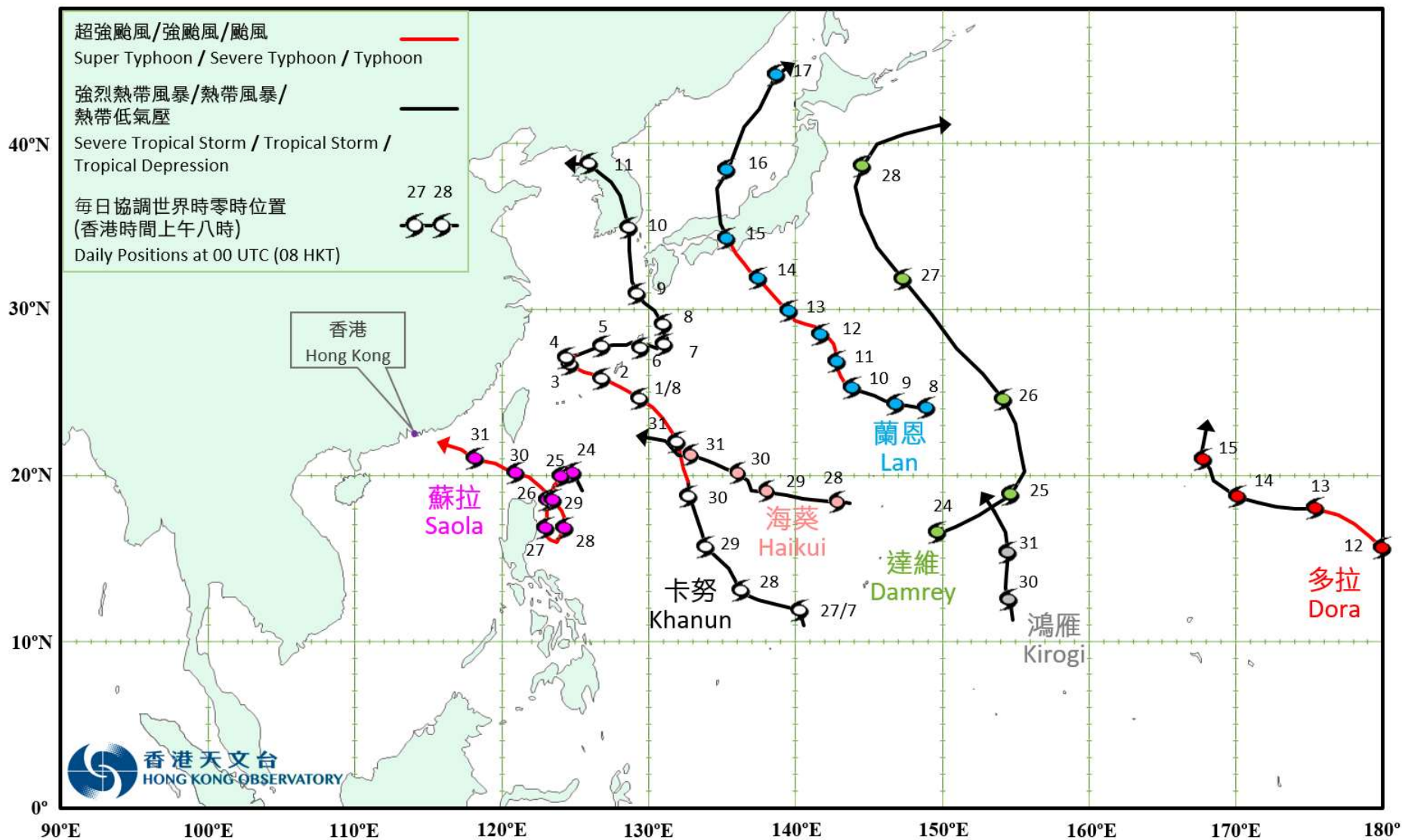
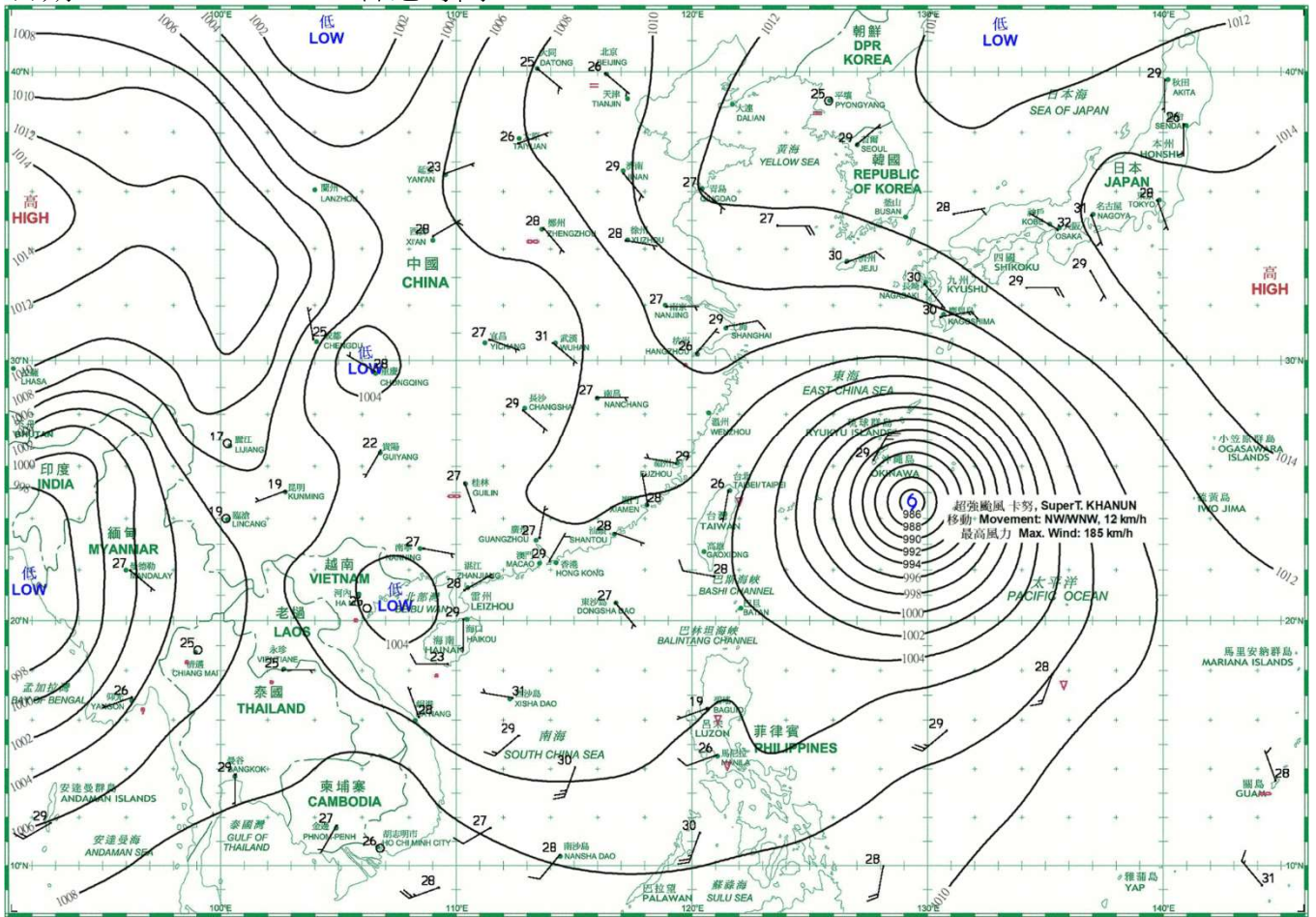


圖 2.1.1 二零二三年八月的熱帶氣旋暫定路徑圖

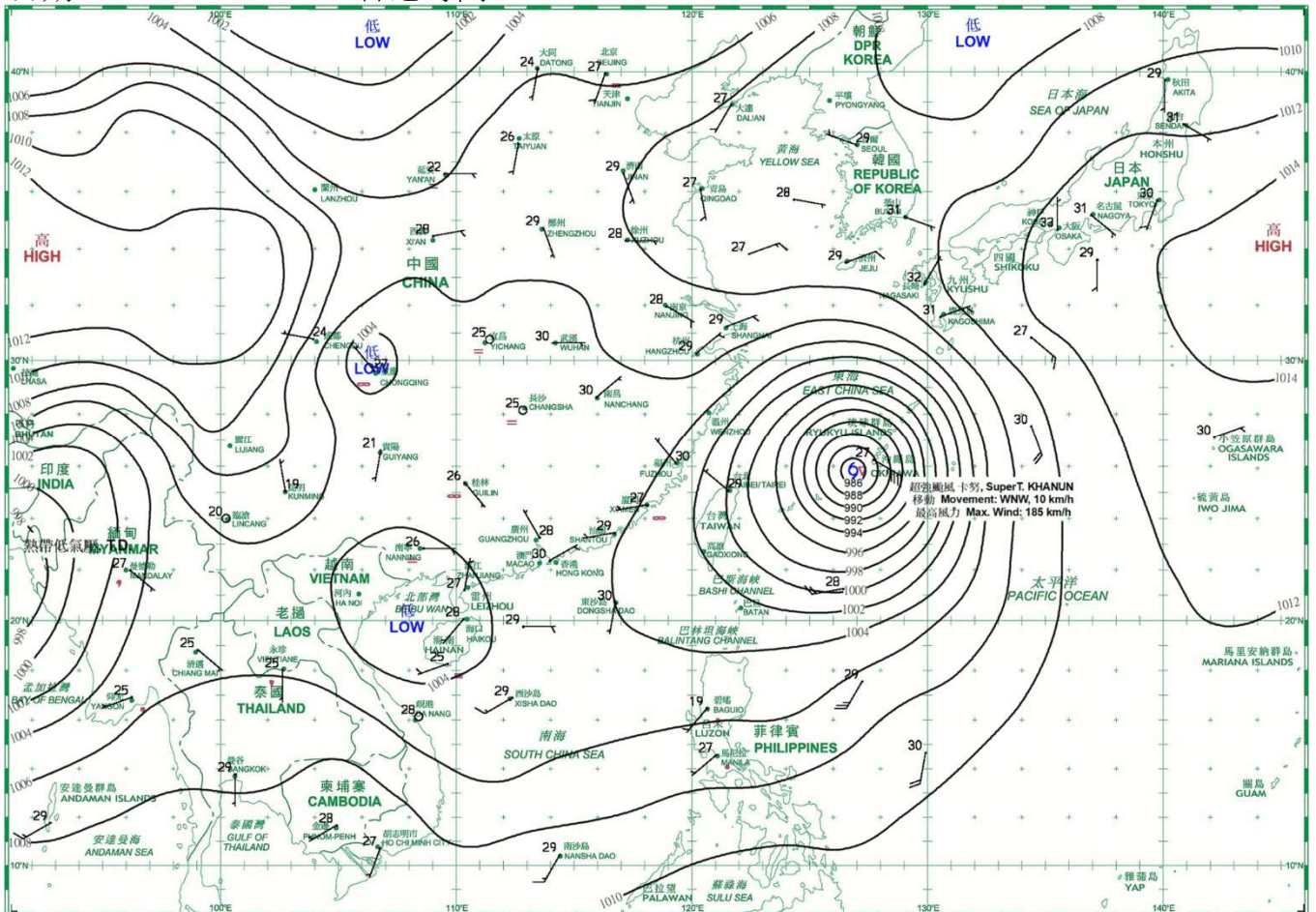
Figure 2.1.1 Provisional Tropical Cyclone Tracks in August 2023

3. 二零二三年八月每日天氣圖 3. Daily Weather Maps for August 2023

日期/Date: 01.08.2023 香港時間/HK Time: 08:00

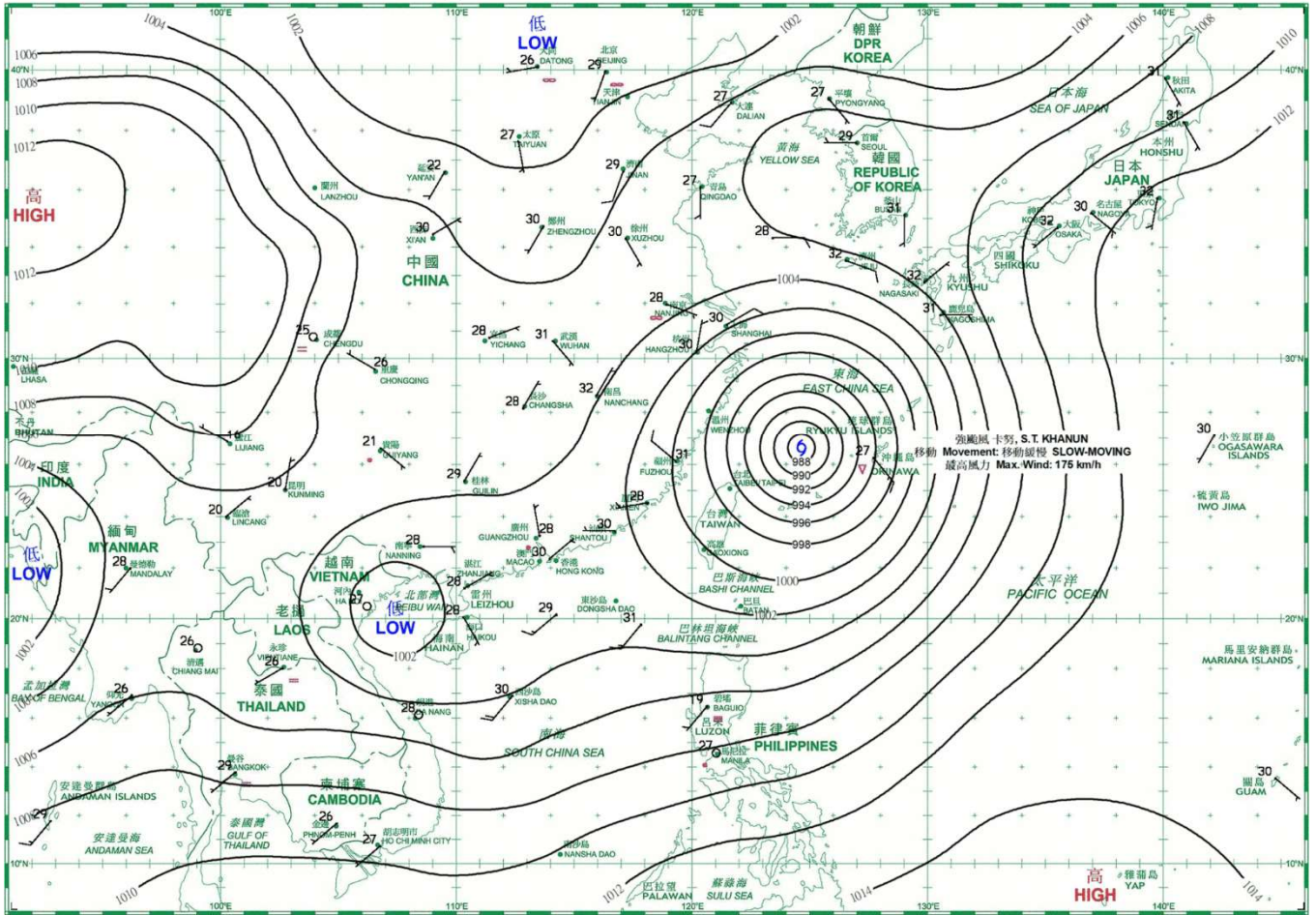


日期/Date: 02.08.2023 香港時間/HK Time: 08:00

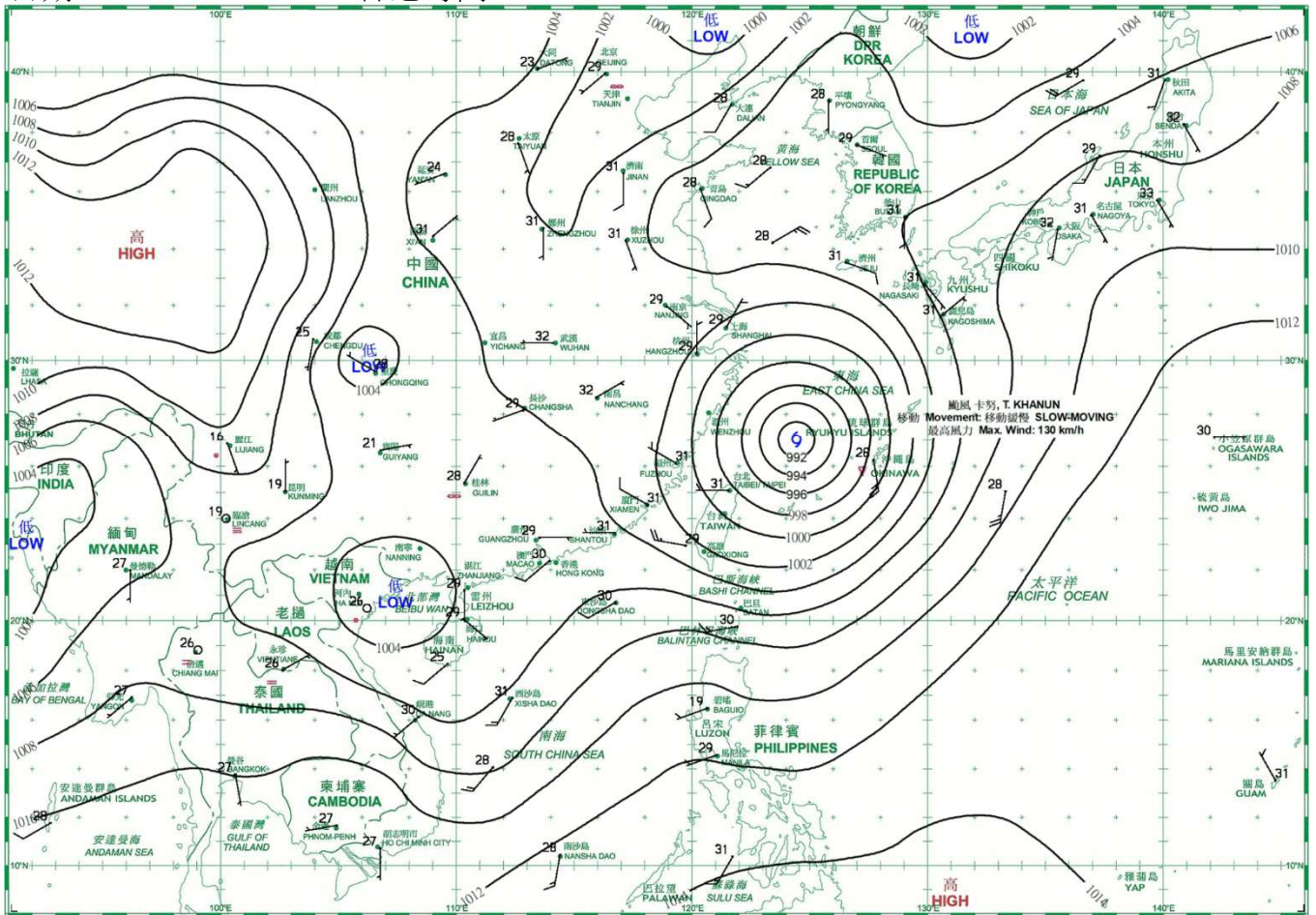


~~~~~ 等壓線 Isobar(hPa)      〰️ 暖鋒 Warm Front      〰️ 靜止鋒 Stationary Front      +---+---+ 消散中的冷鋒 Dissipating Cold Front  
 〰️ 冷鋒 Cold Front      〰️ 錮囚鋒 Occlusion      〰️ 槽軸 (線) Axis of Trough      6 熱帶氣旋中心 Centre of Tropical Cyclone

日期/Date: 03.08.2023 香港時間/HK Time: 08:00

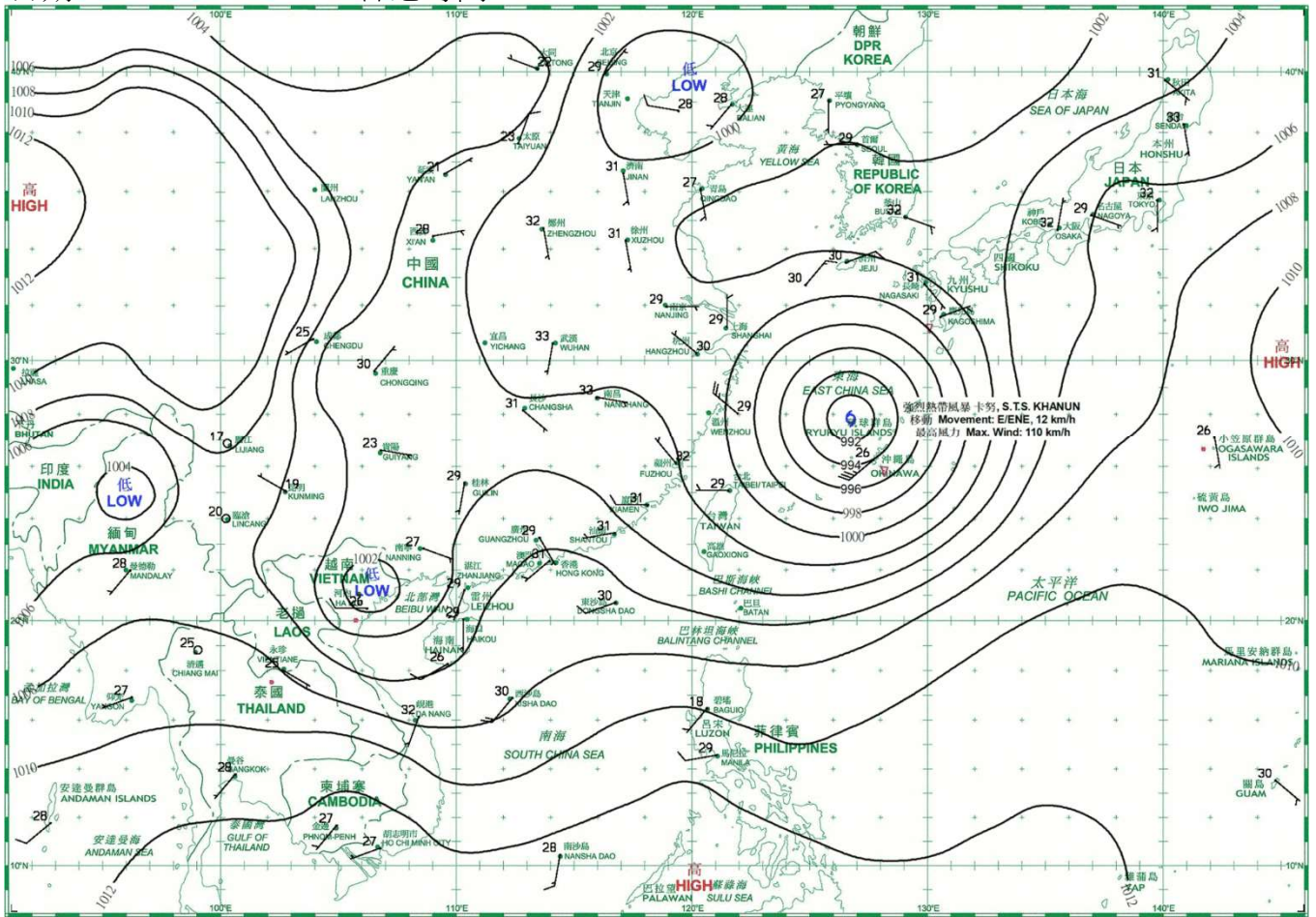


日期/Date: 04.08.2023 香港時間/HK Time: 08:00

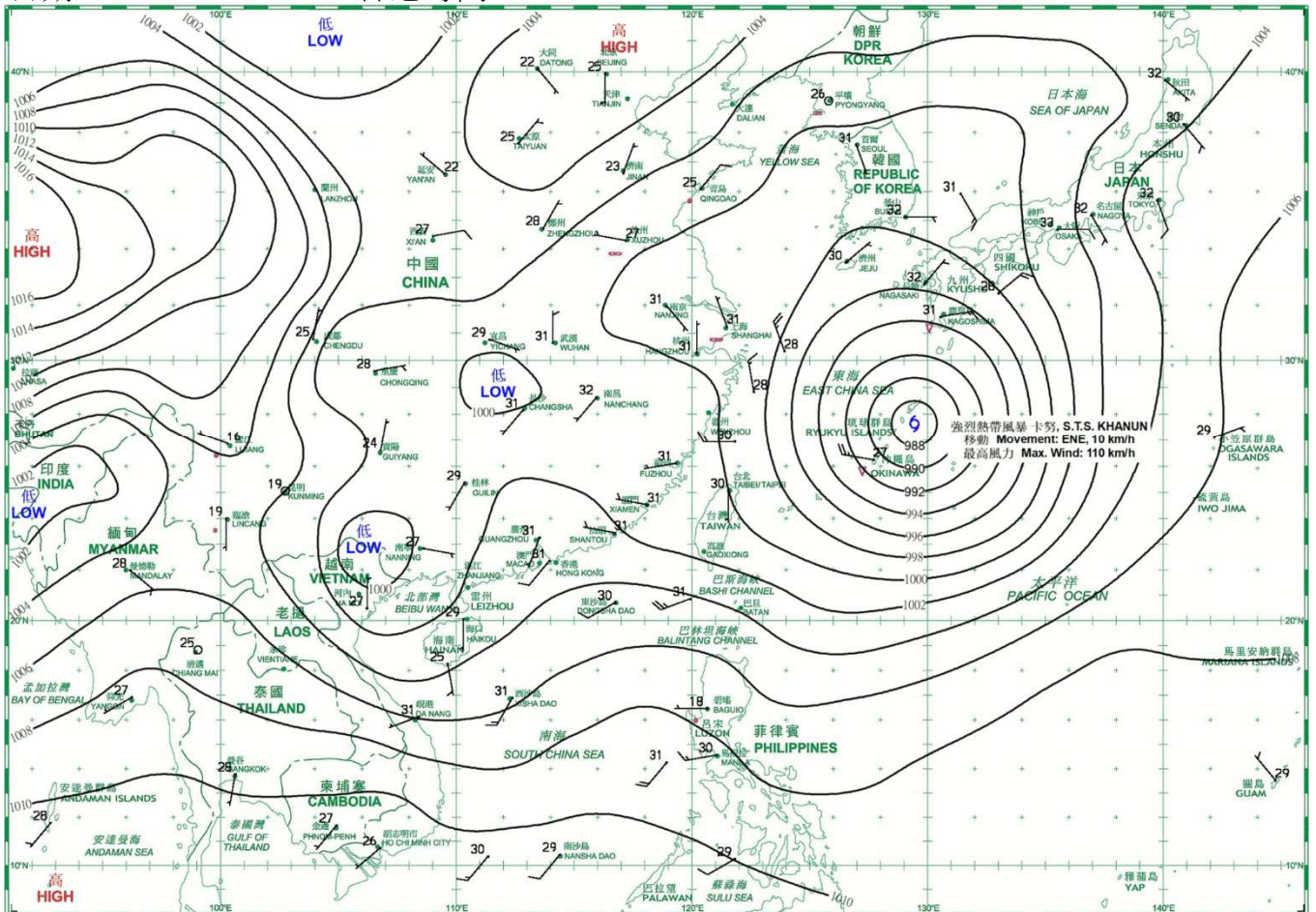




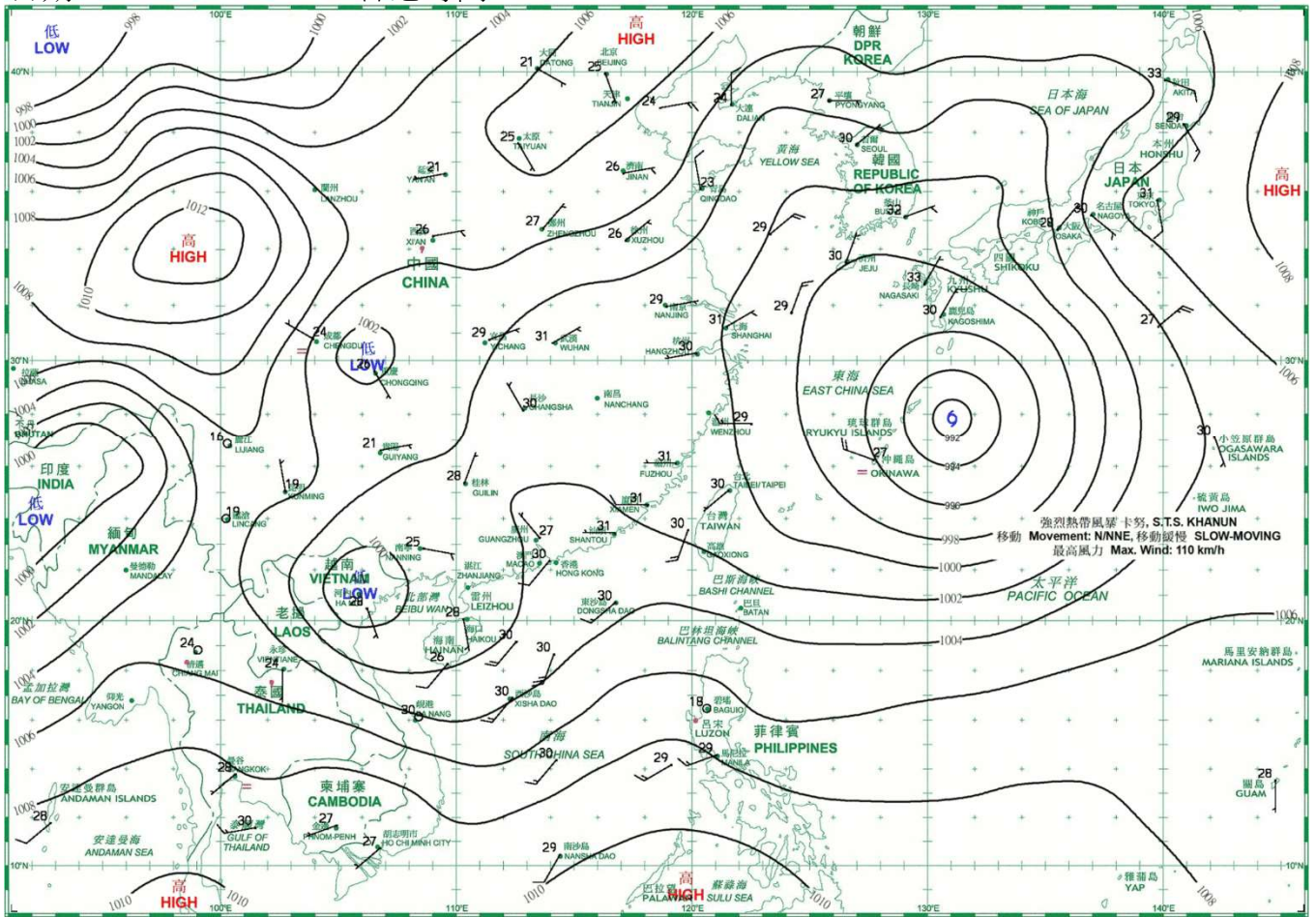
日期/Date: 05.08.2023 香港時間/HK Time: 08:00



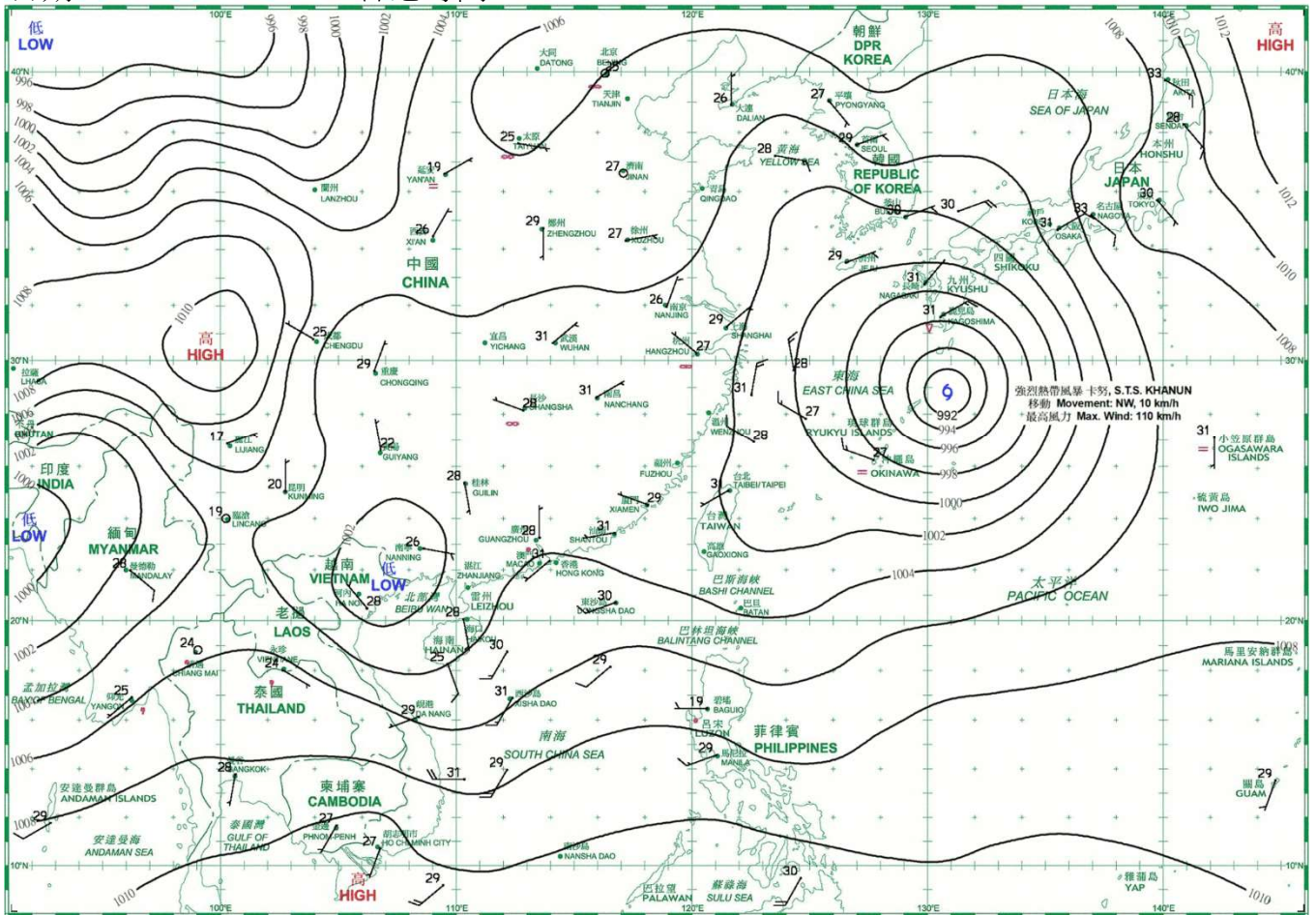
日期/Date: 06.08.2023 香港時間/HK Time: 08:00



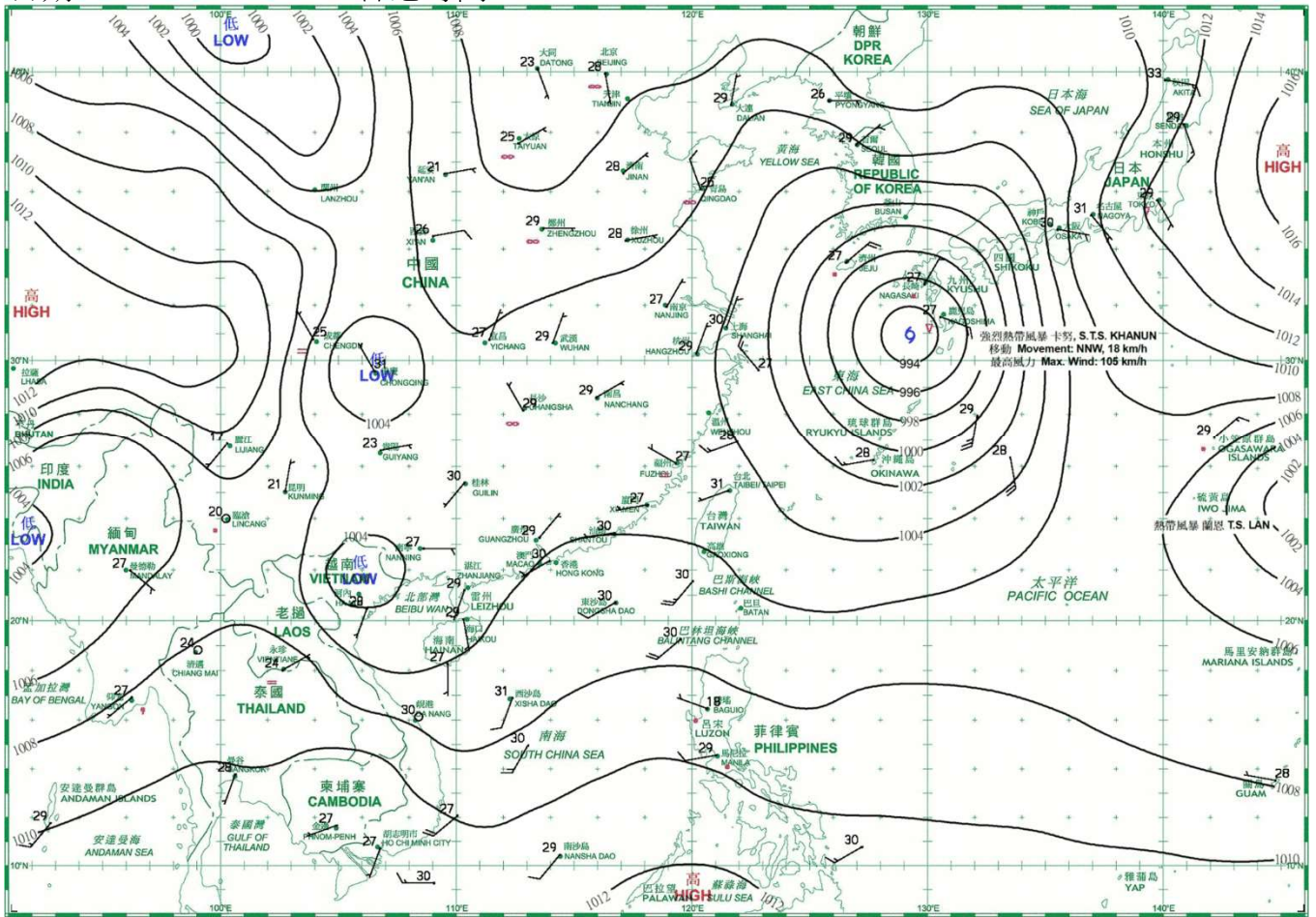
日期/Date: 07.08.2023 香港時間/HK Time: 08:00



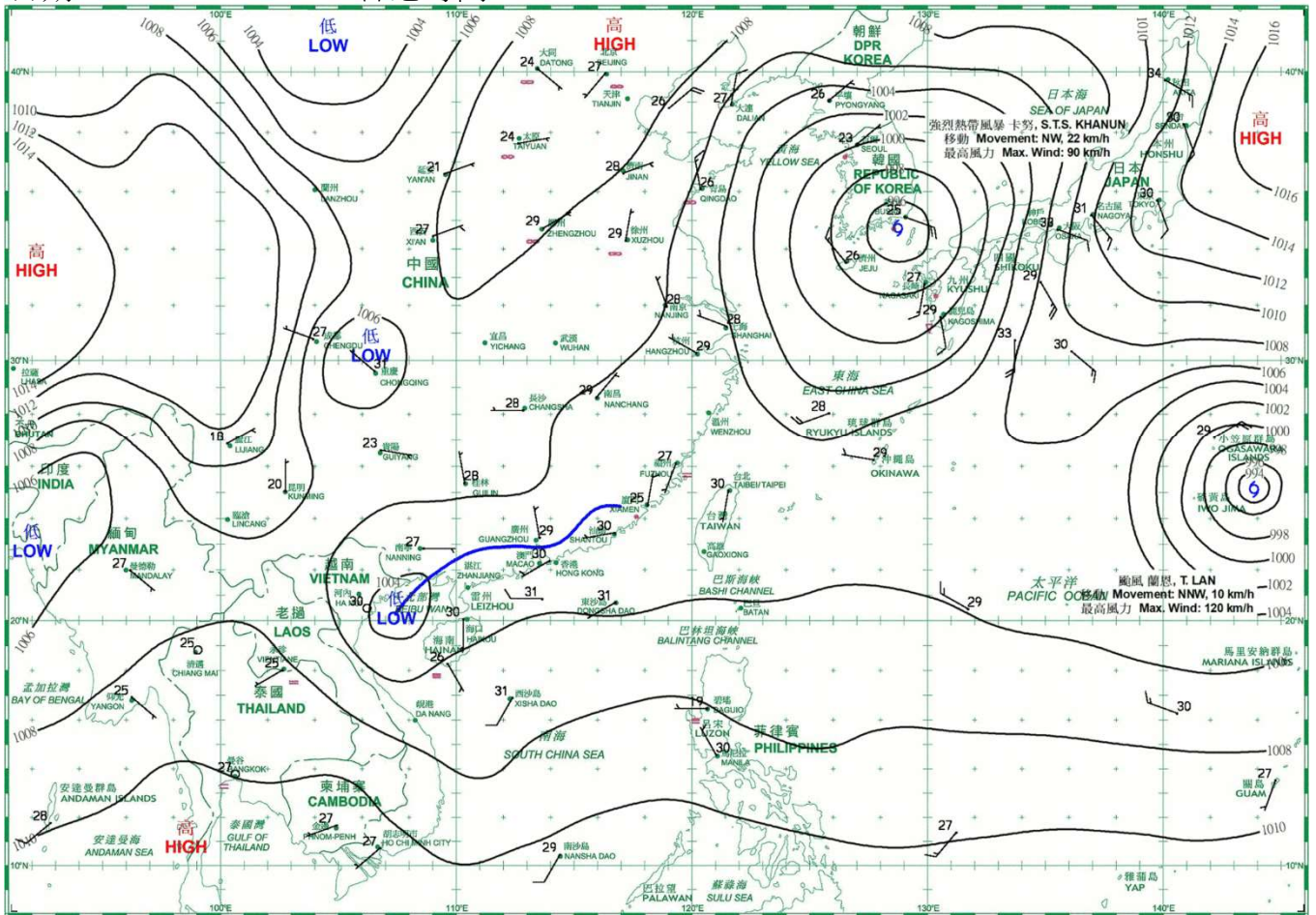
日期/Date: 08.08.2023 香港時間/HK Time: 08:00



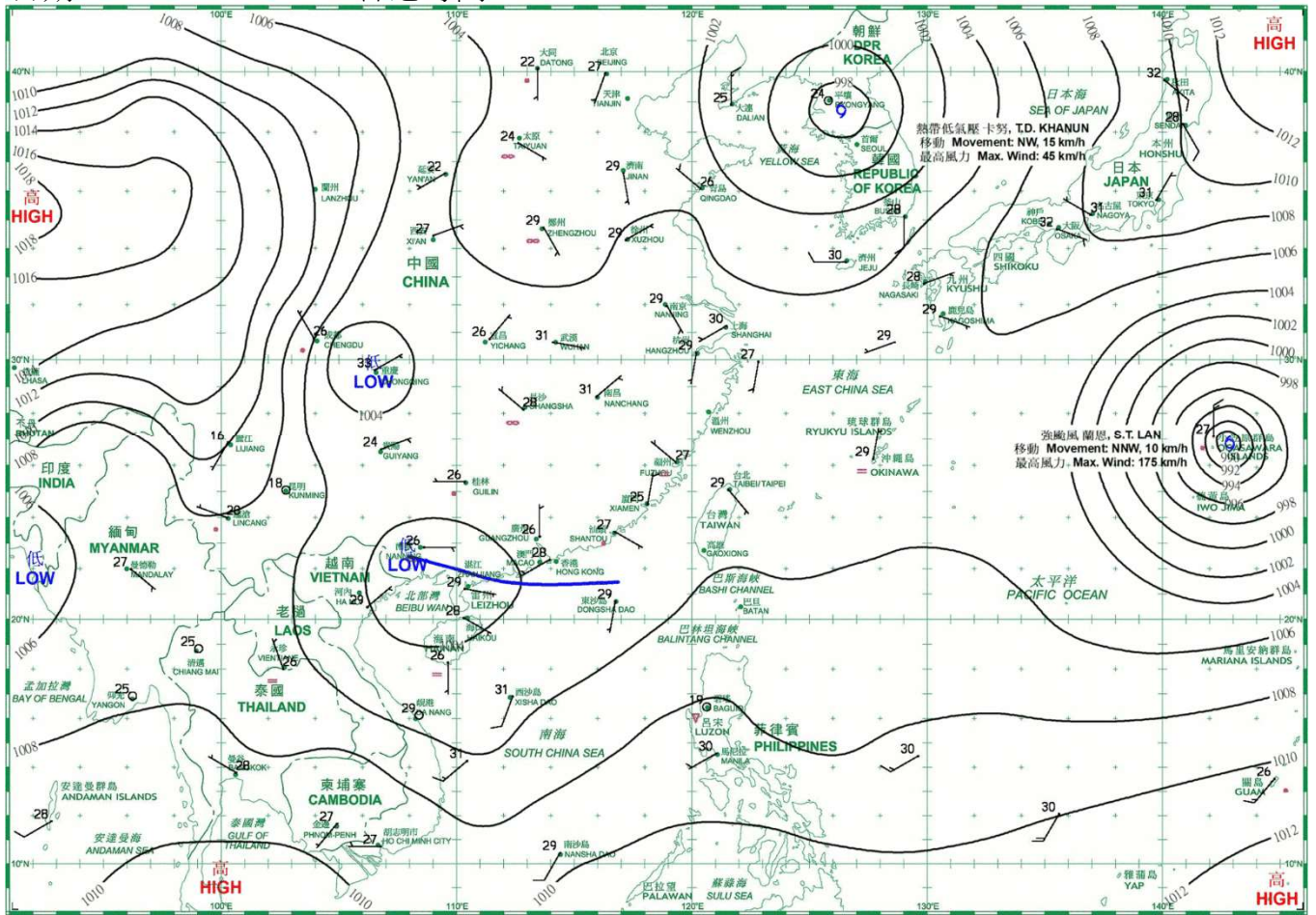
日期/Date: 09.08.2023 香港時間/HK Time: 08:00



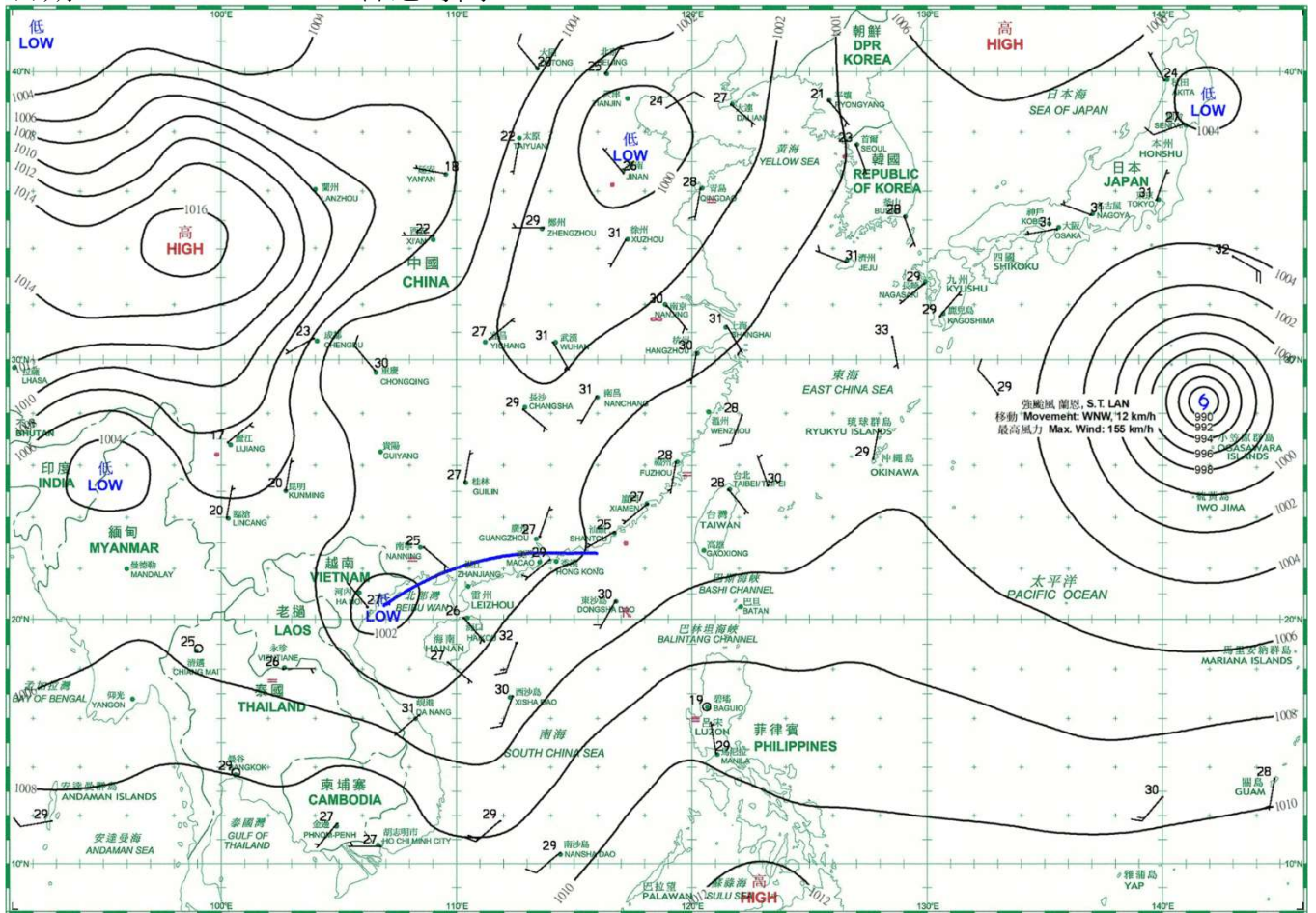
日期/Date: 10.08.2023 香港時間/HK Time: 08:00



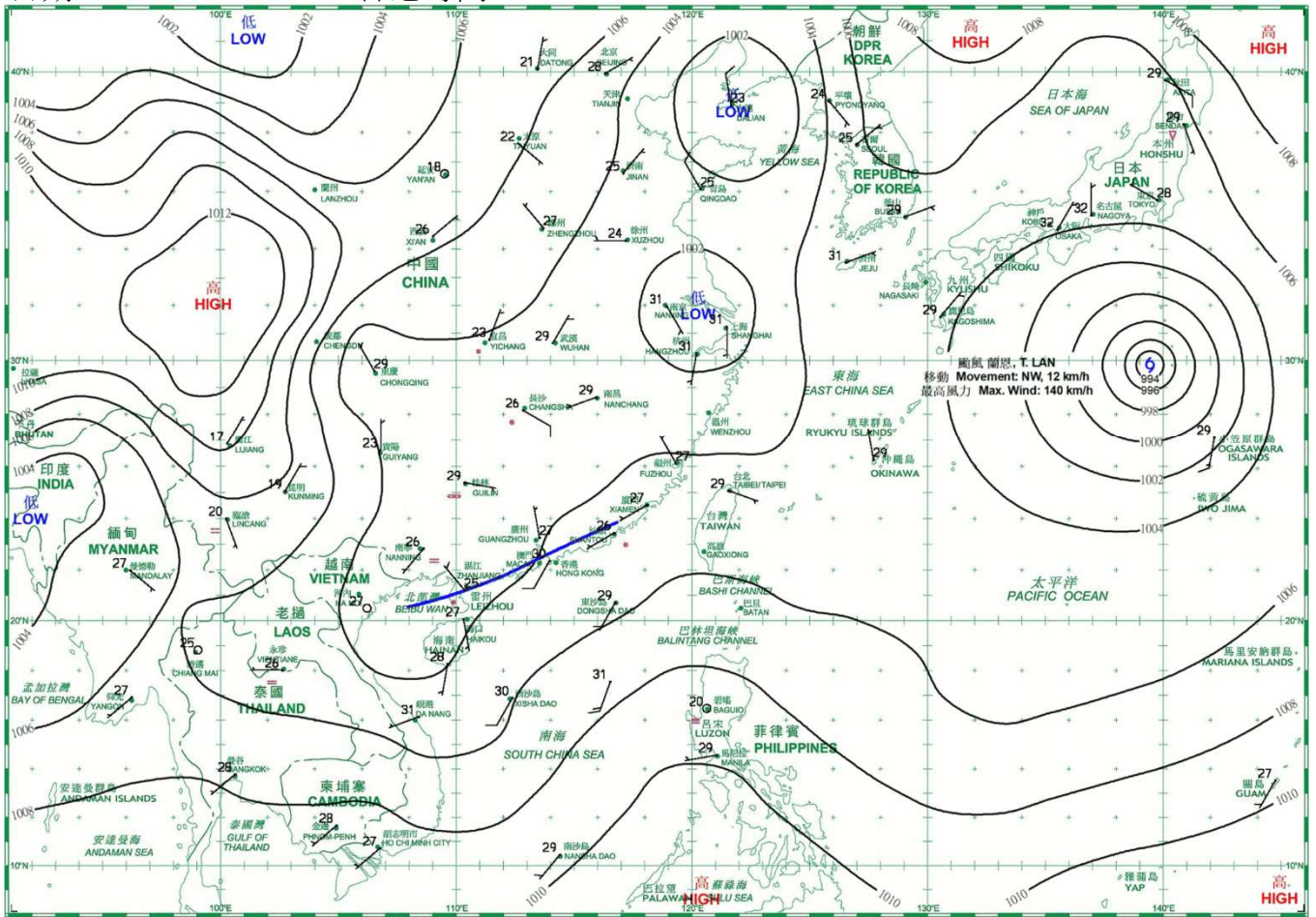
日期/Date: 11.08.2023 香港時間/HK Time: 08:00



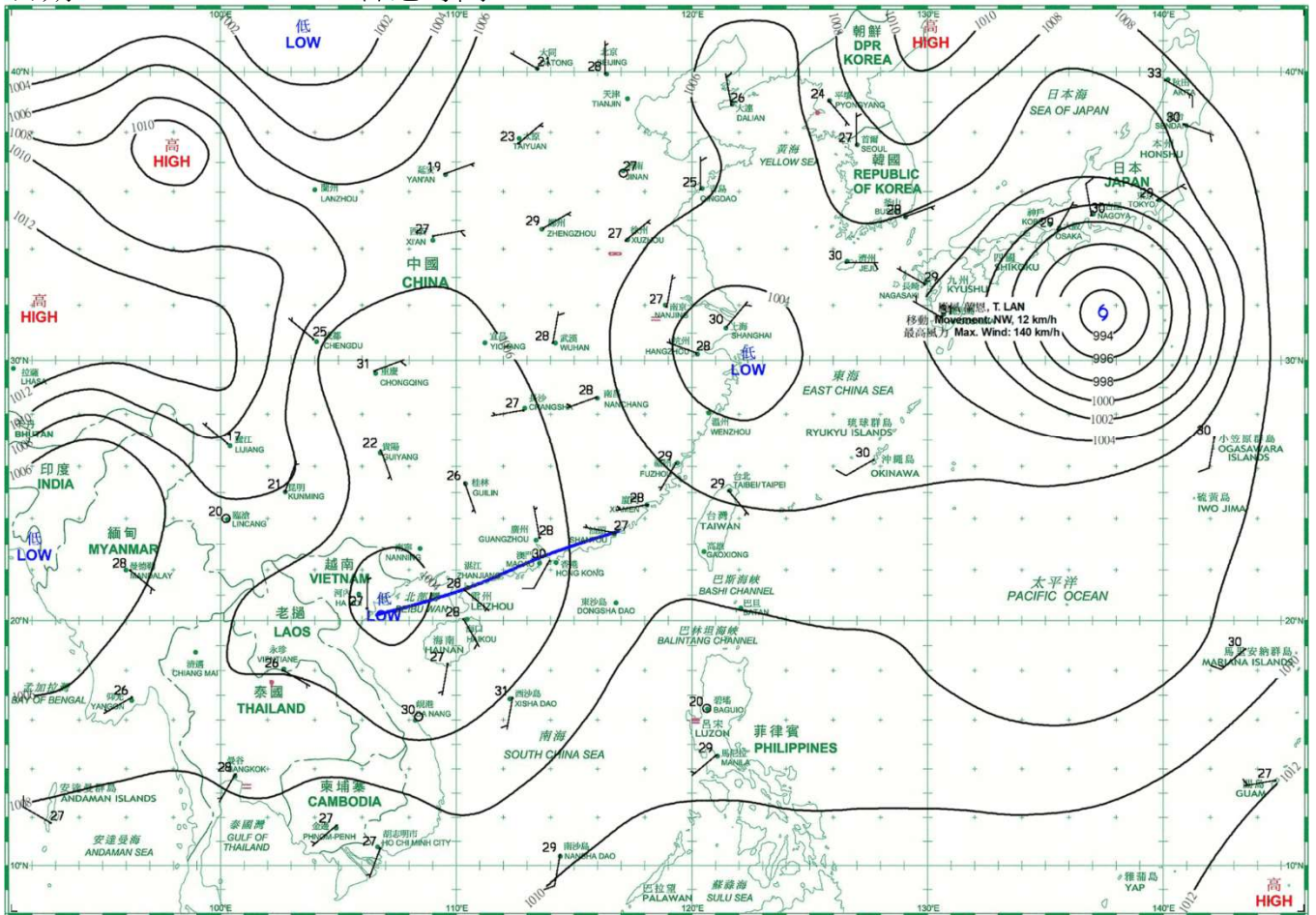
日期/Date: 12.08.2023 香港時間/HK Time: 08:00



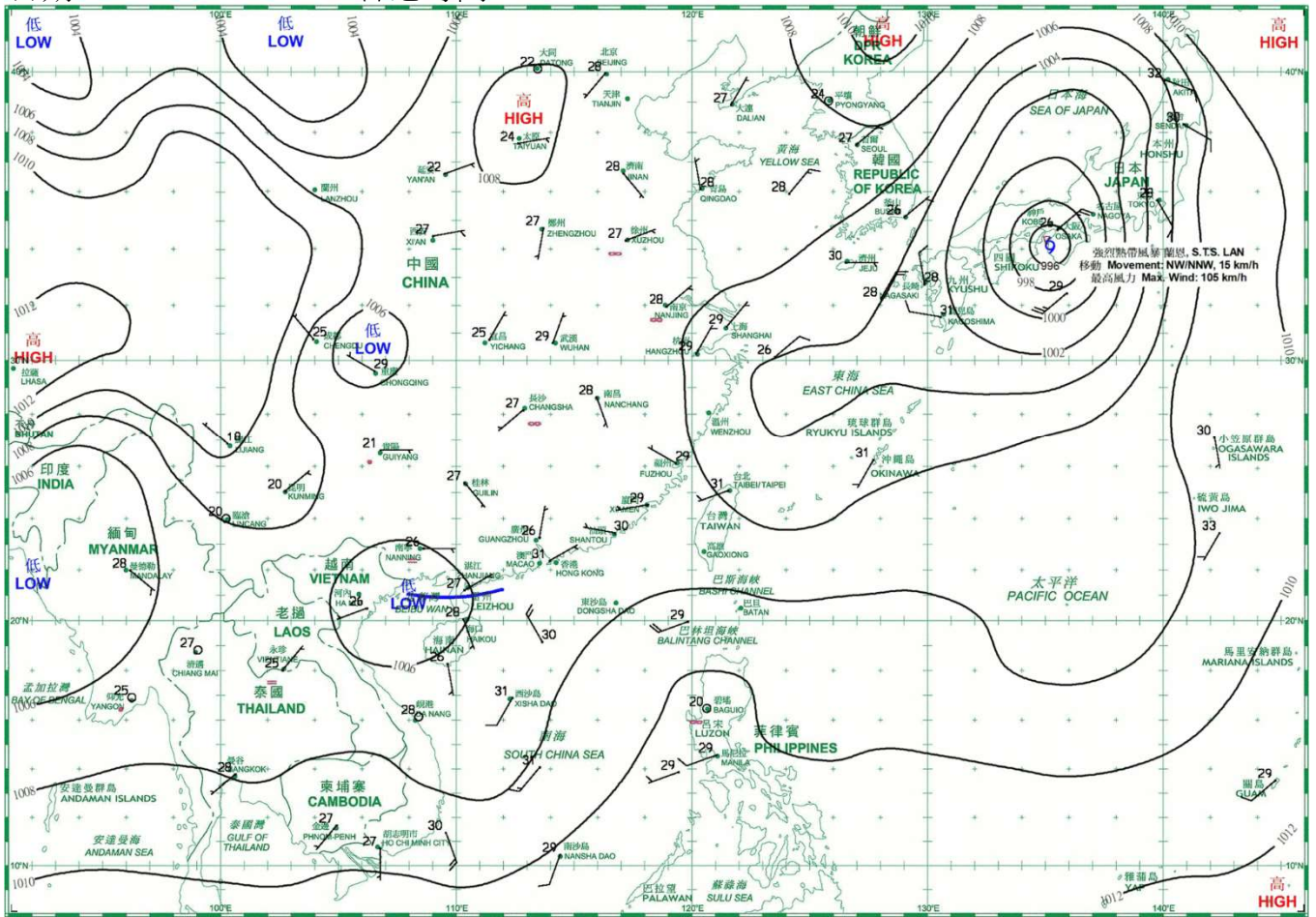
日期/Date: 13.08.2023 香港時間/HK Time: 08:00



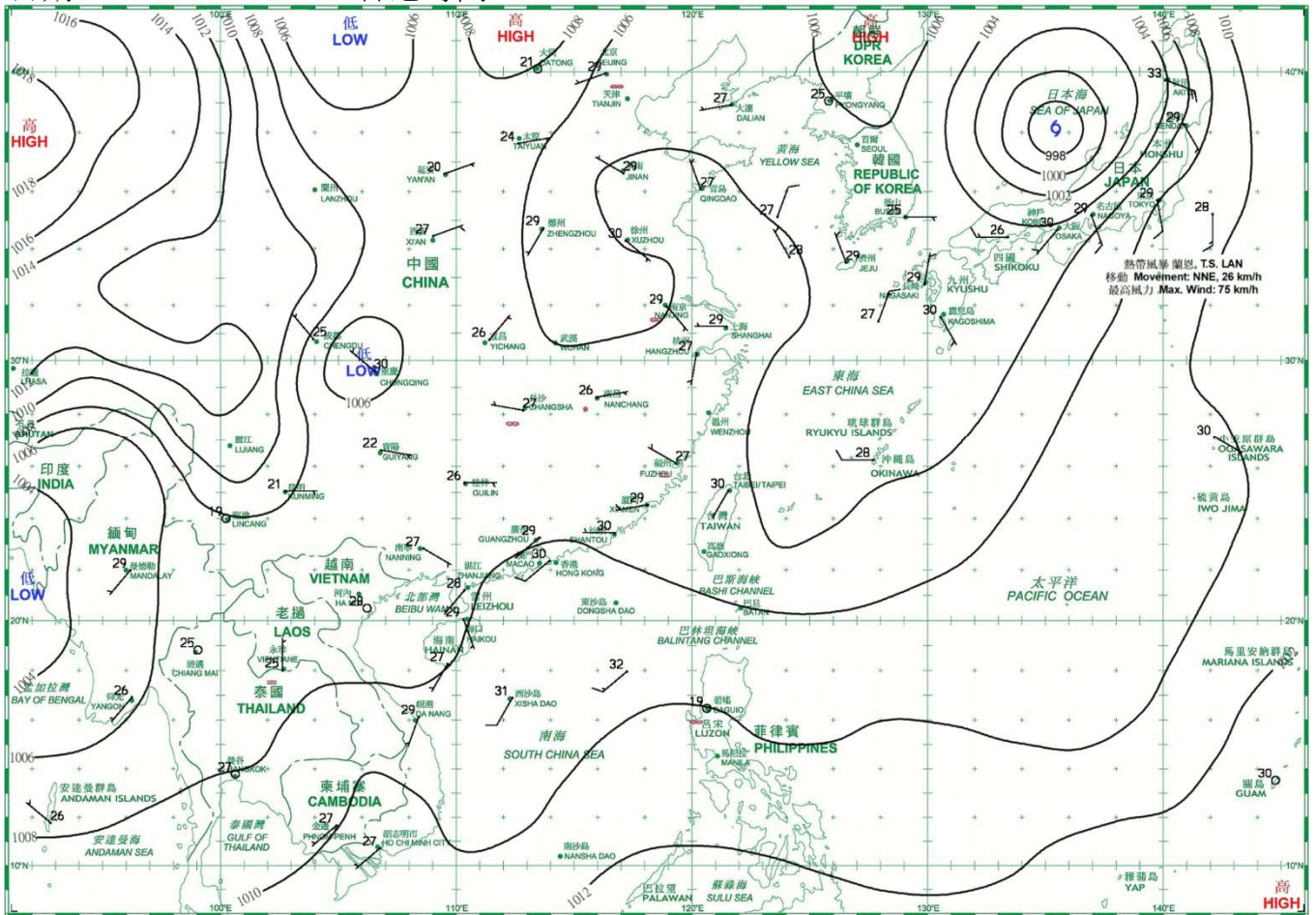
日期/Date: 14.08.2023 香港時間/HK Time: 08:00



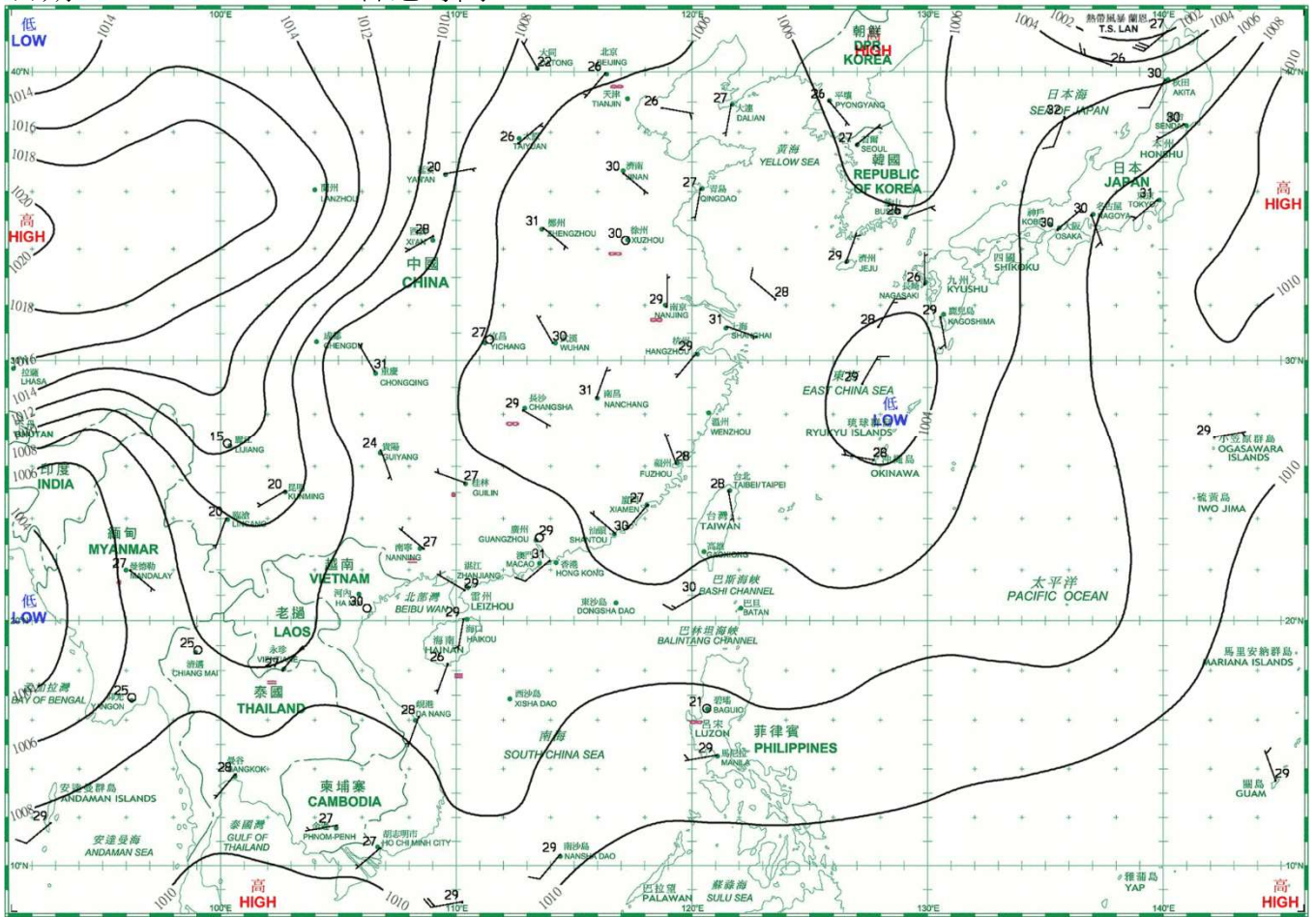
日期/Date: 15.08.2023 香港時間/HK Time: 08:00



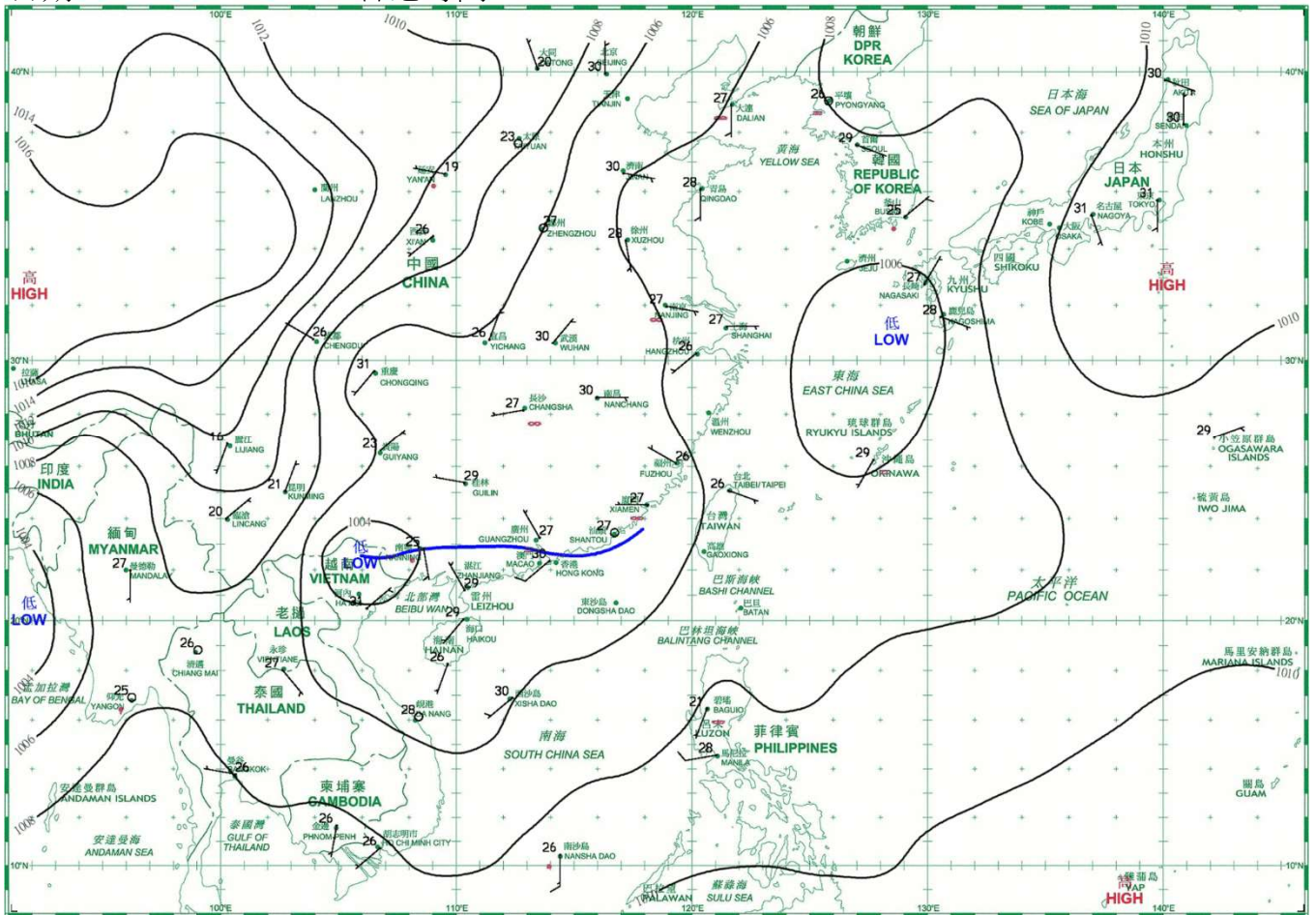
日期/Date: 16.08.2023 香港時間/HK Time: 08:00



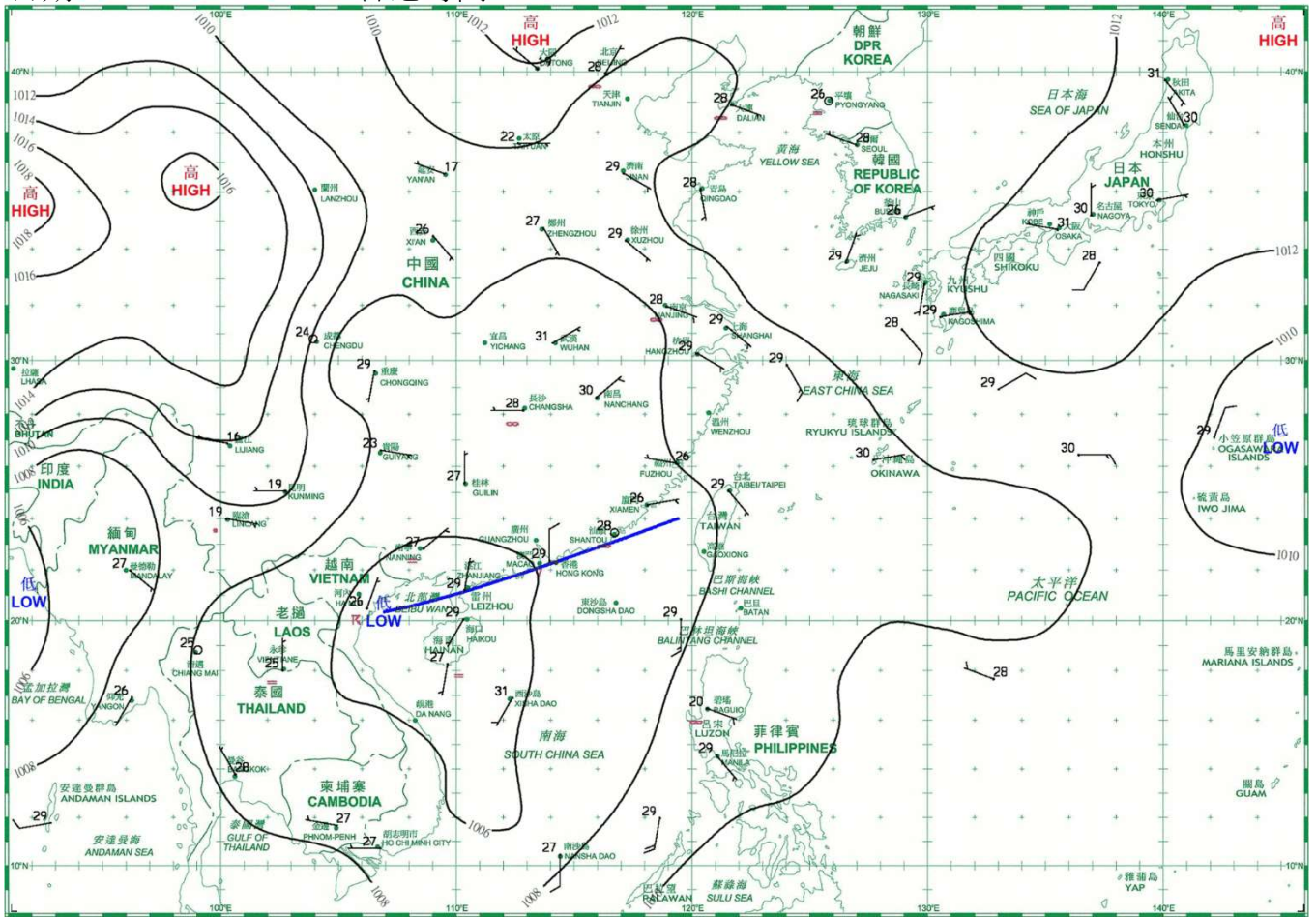
日期/Date: 17.08.2023 香港時間/HK Time: 08:00



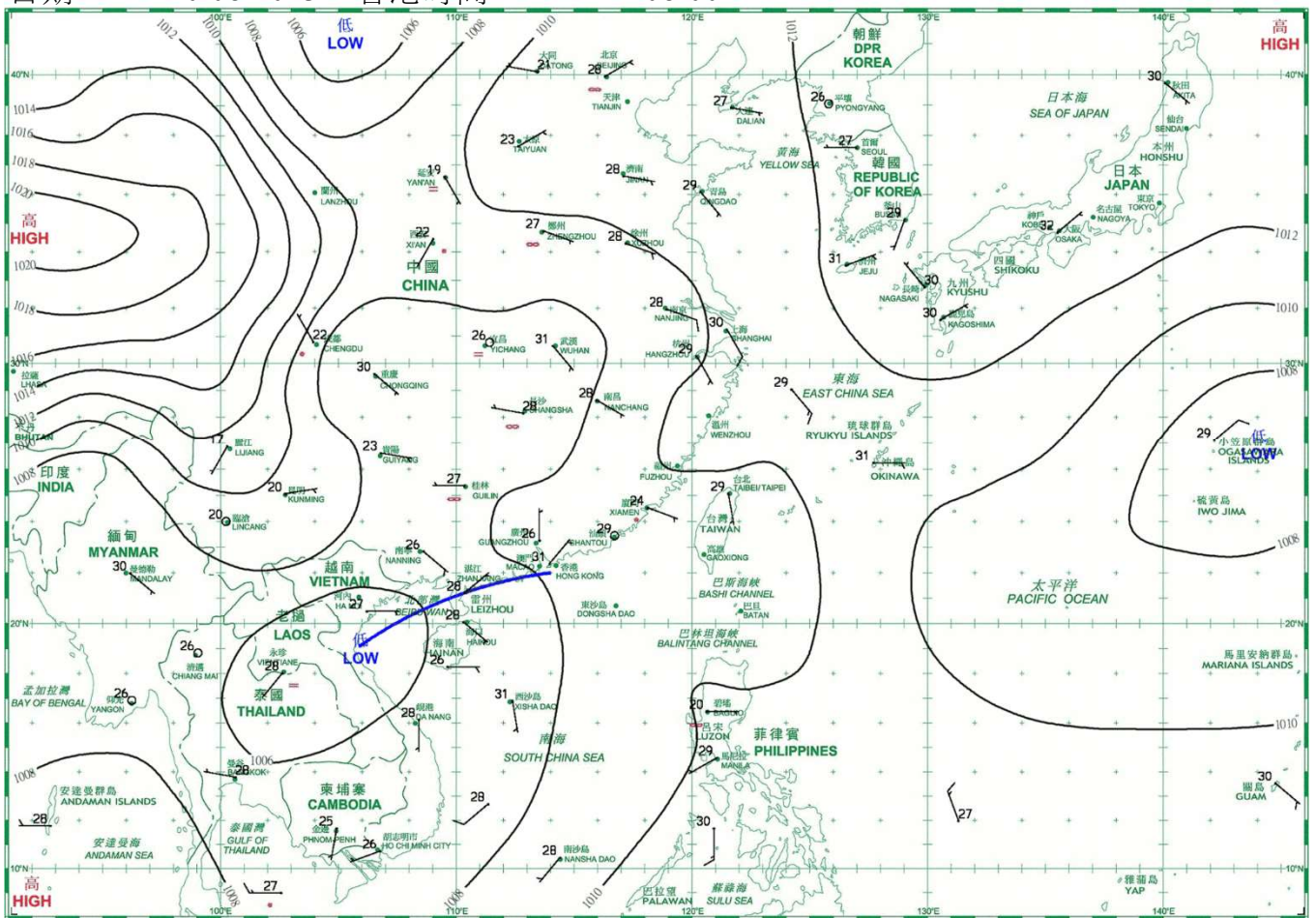
日期/Date: 18.08.2023 香港時間/HK Time: 08:00



日期/Date: 19.08.2023 香港時間/HK Time: 08:00

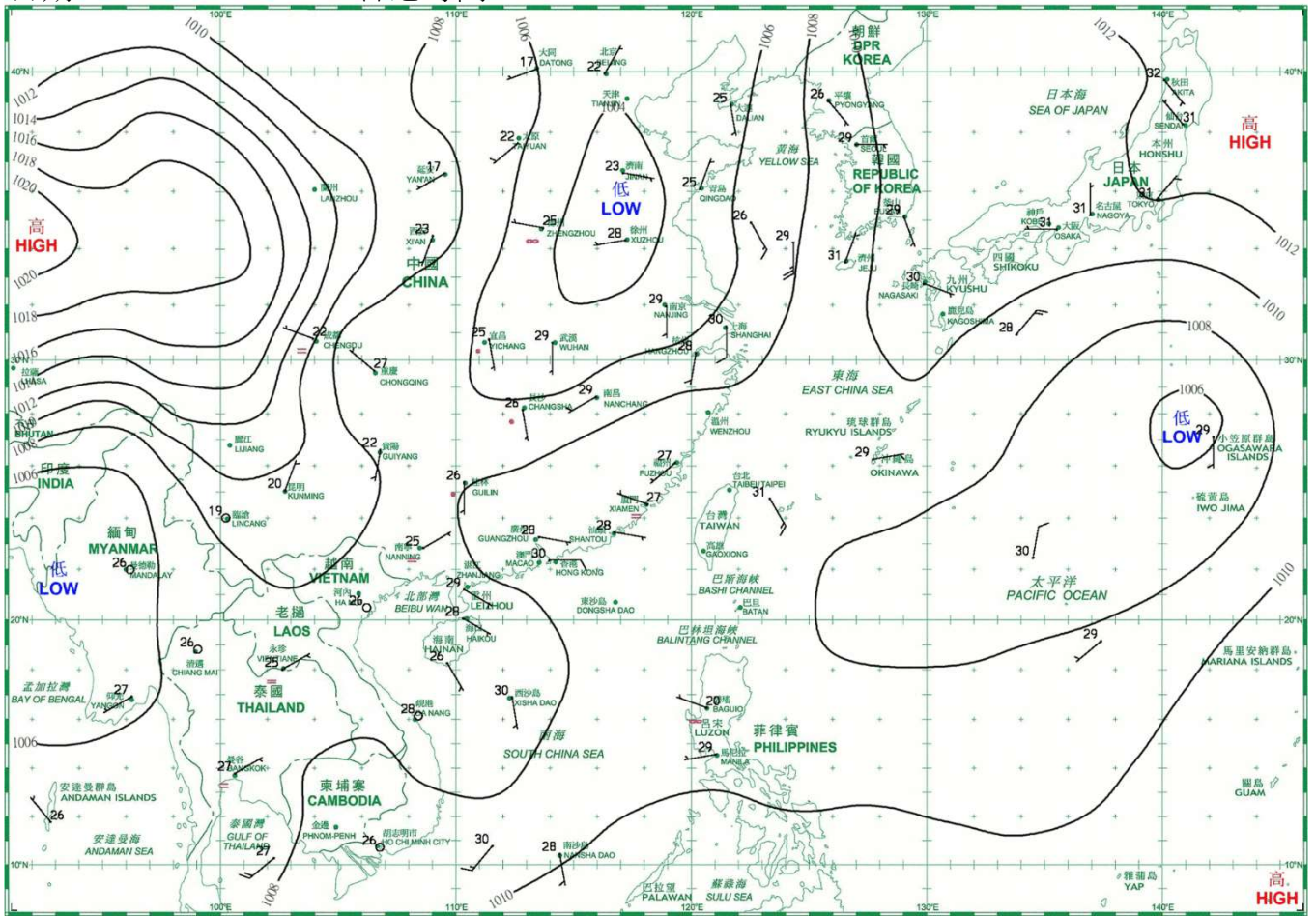


日期/Date: 20.08.2023 香港時間/HK Time: 08:00

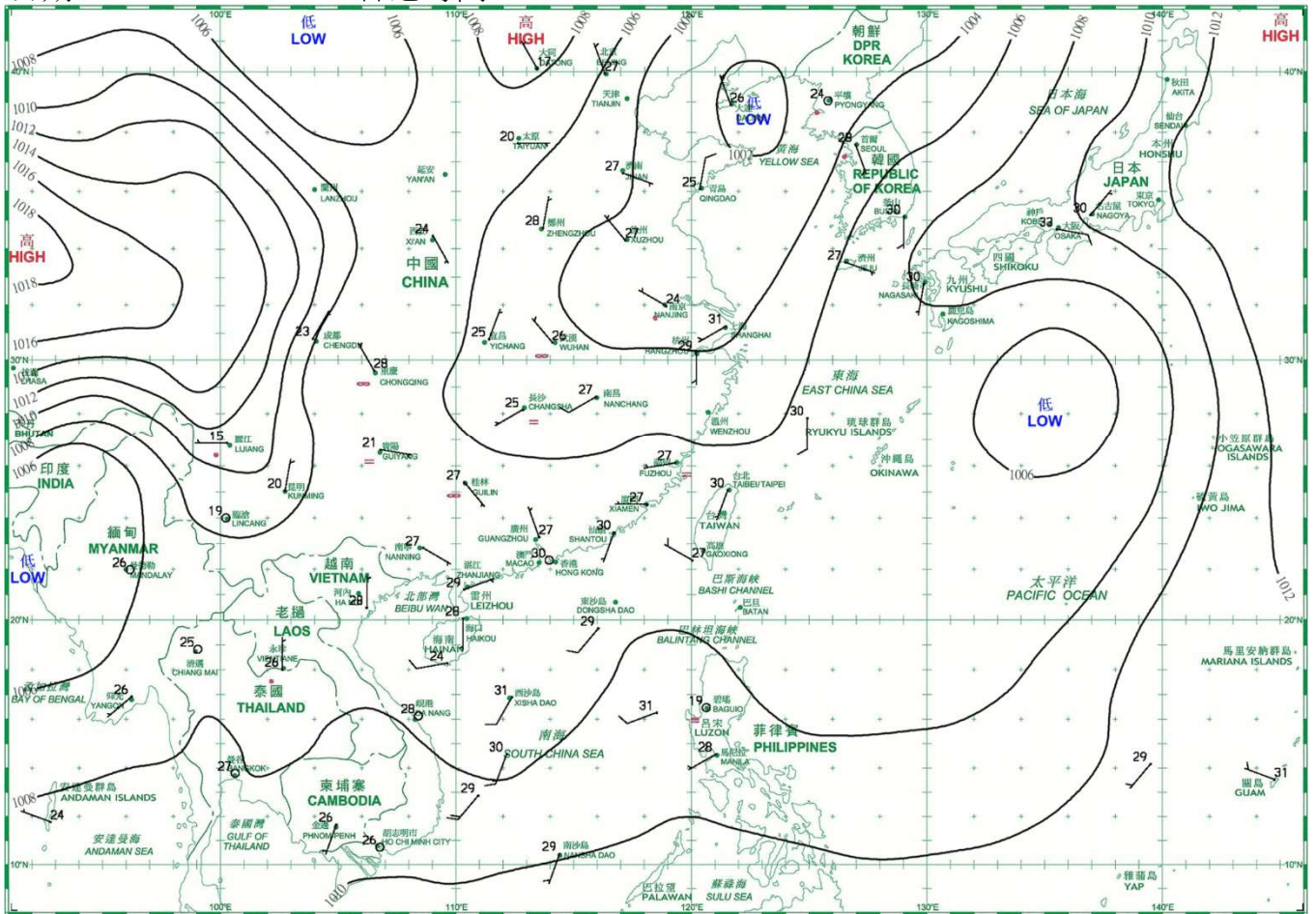




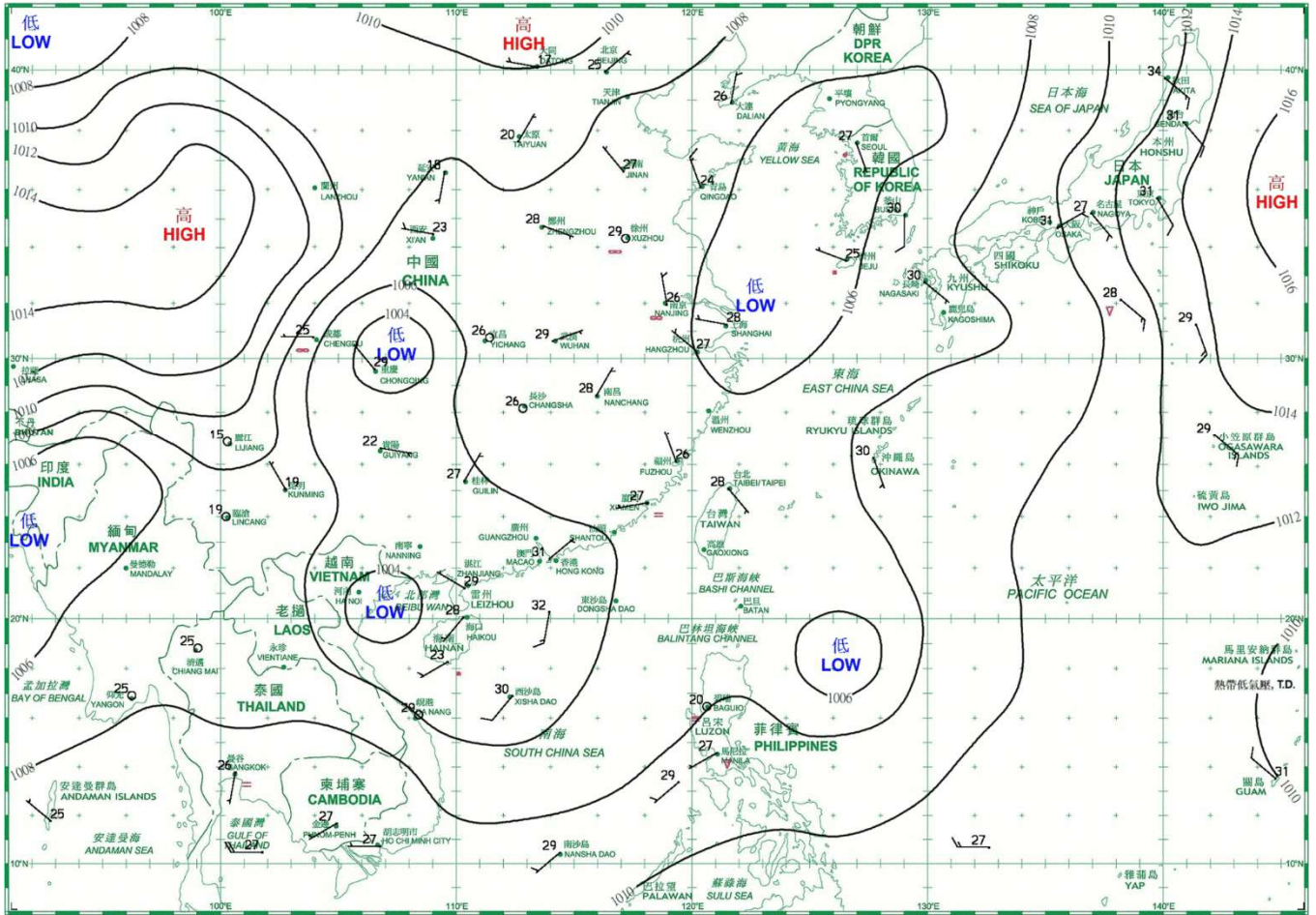
日期/Date: 21.08.2023 香港時間/HK Time: 08:00



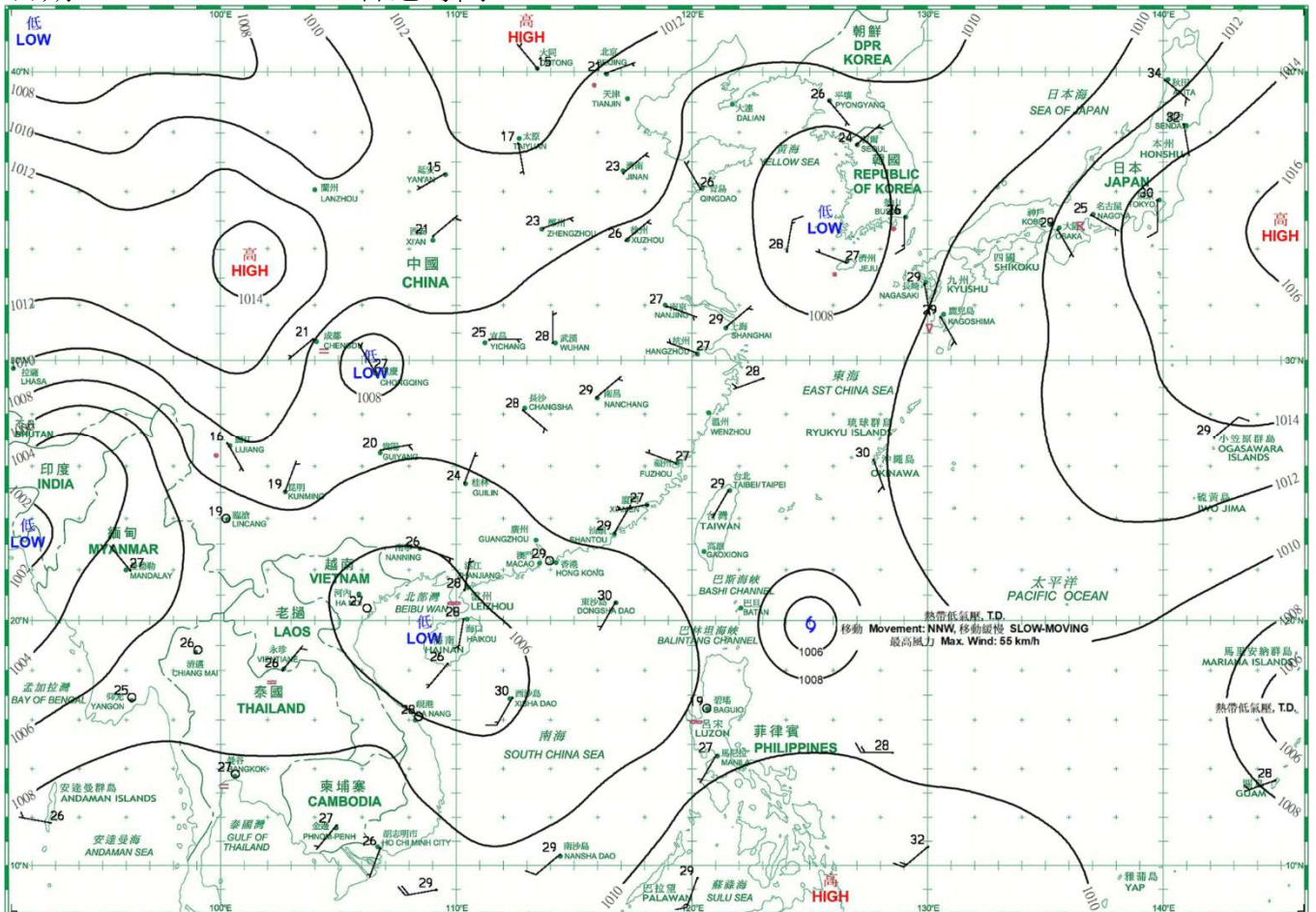
日期/Date: 22.08.2023 香港時間/HK Time: 08:00



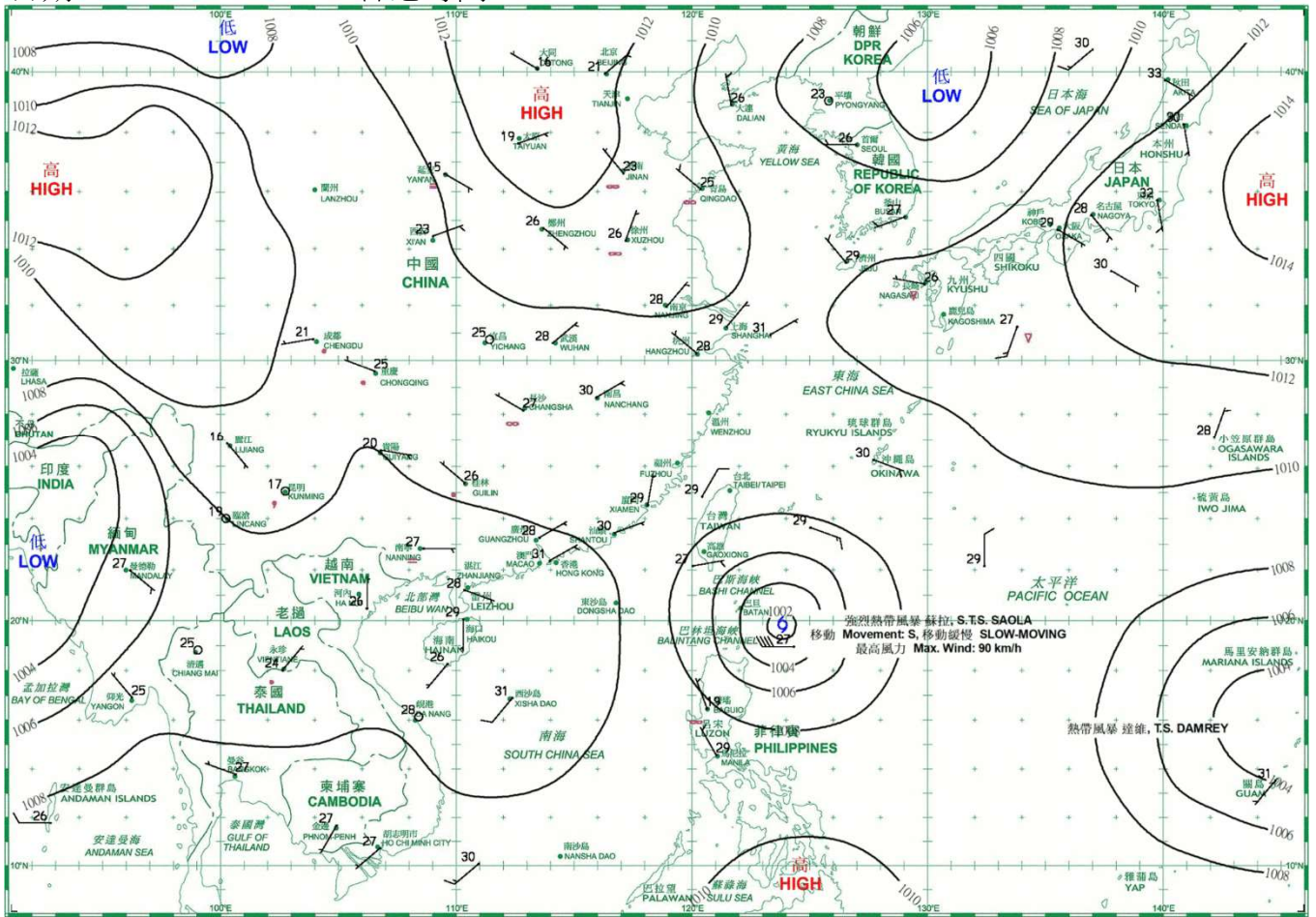
日期/Date: 23.08.2023 香港時間/HK Time: 08:00



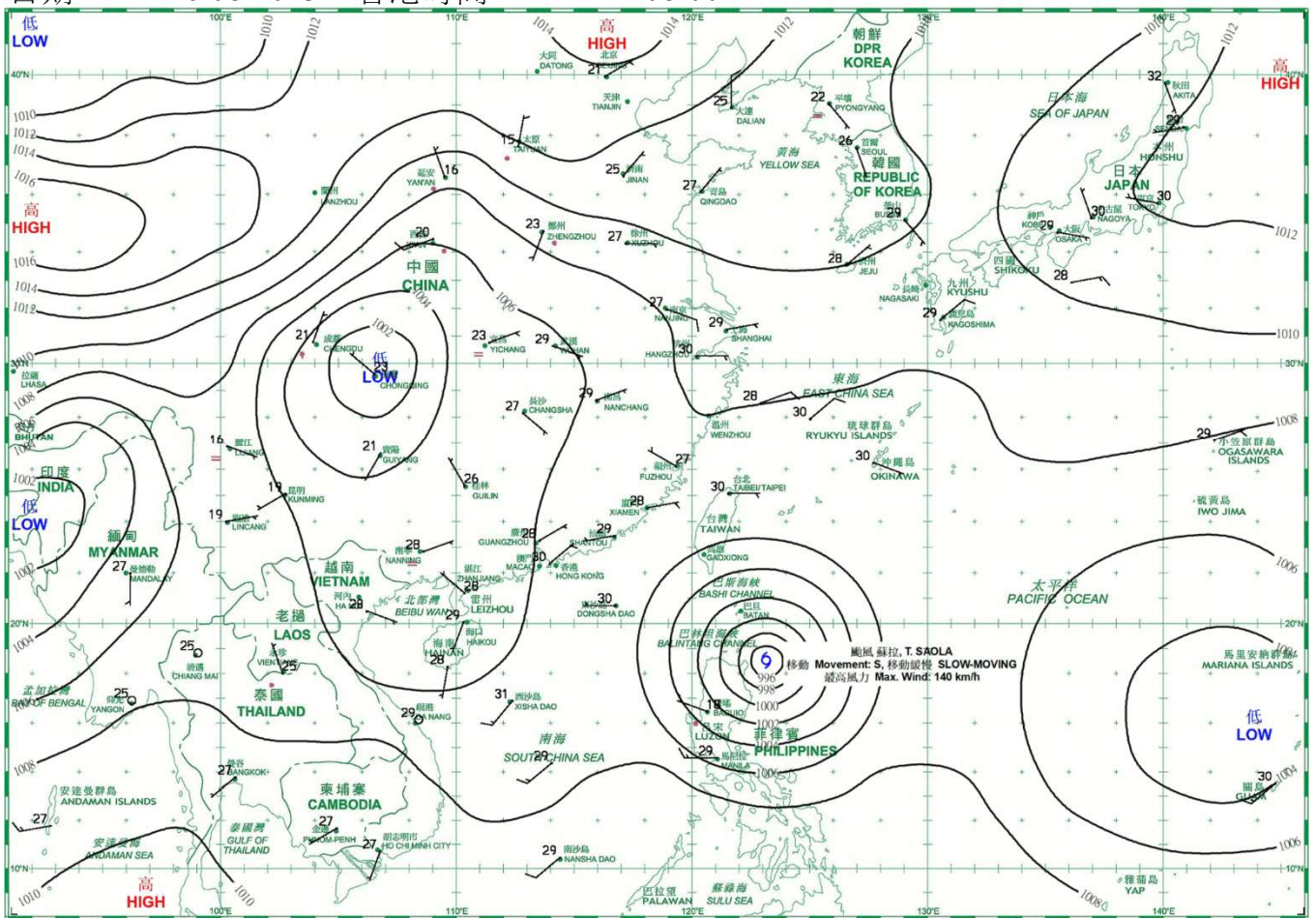
日期/Date: 24.08.2023 香港時間/HK Time: 08:00



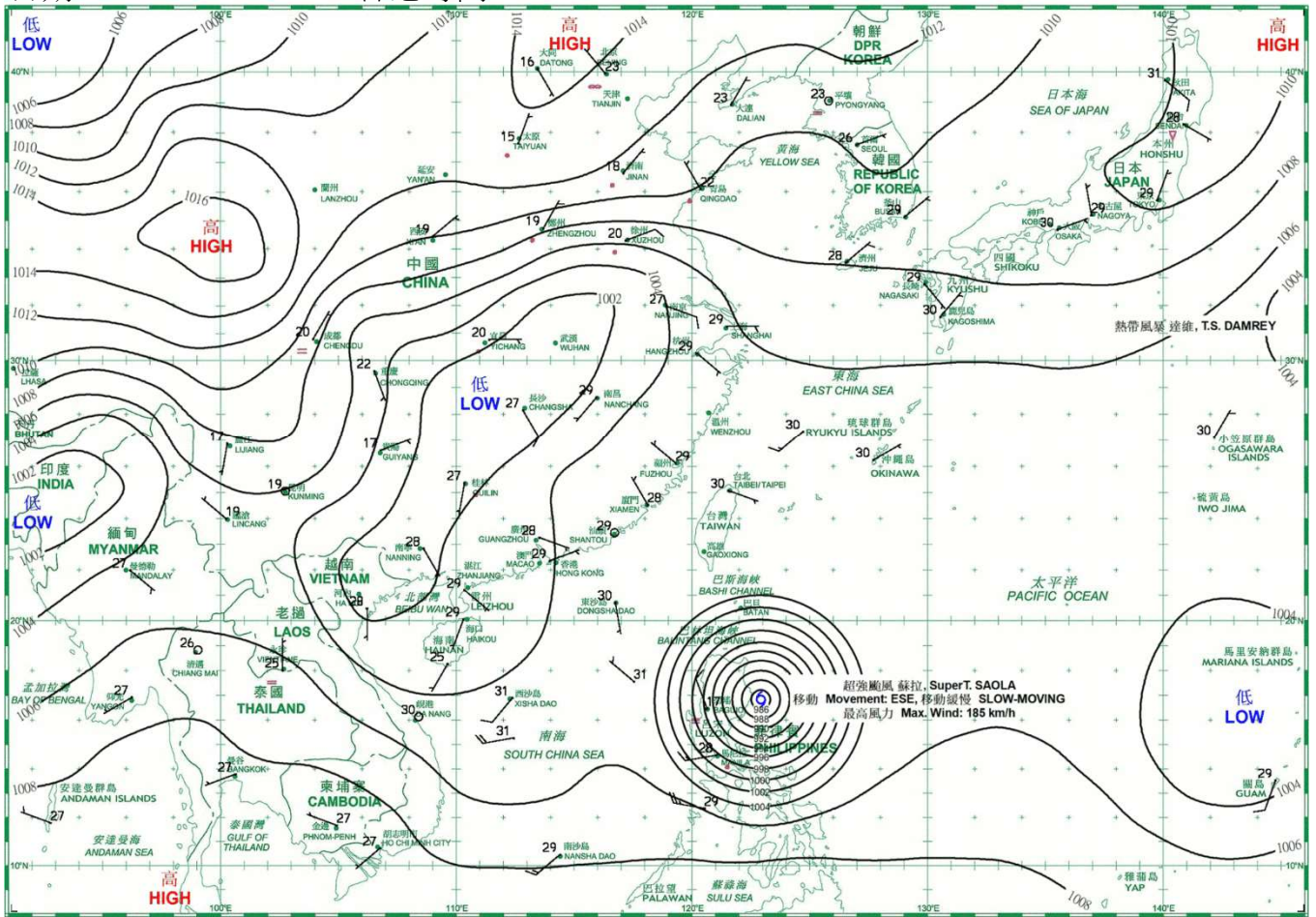
日期/Date: 25.08.2023 香港時間/HK Time: 08:00



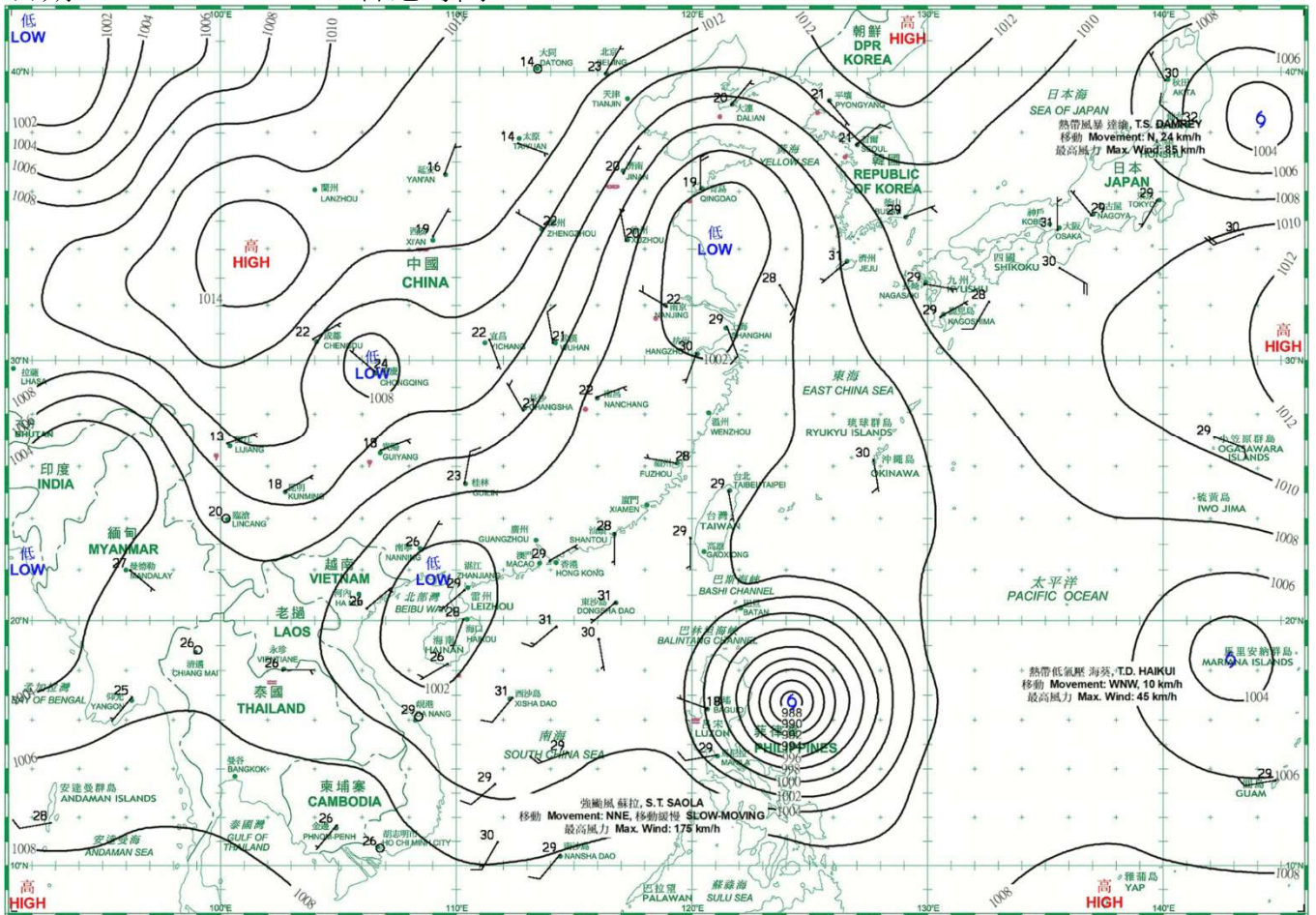
日期/Date: 26.08.2023 香港時間/HK Time: 08:00



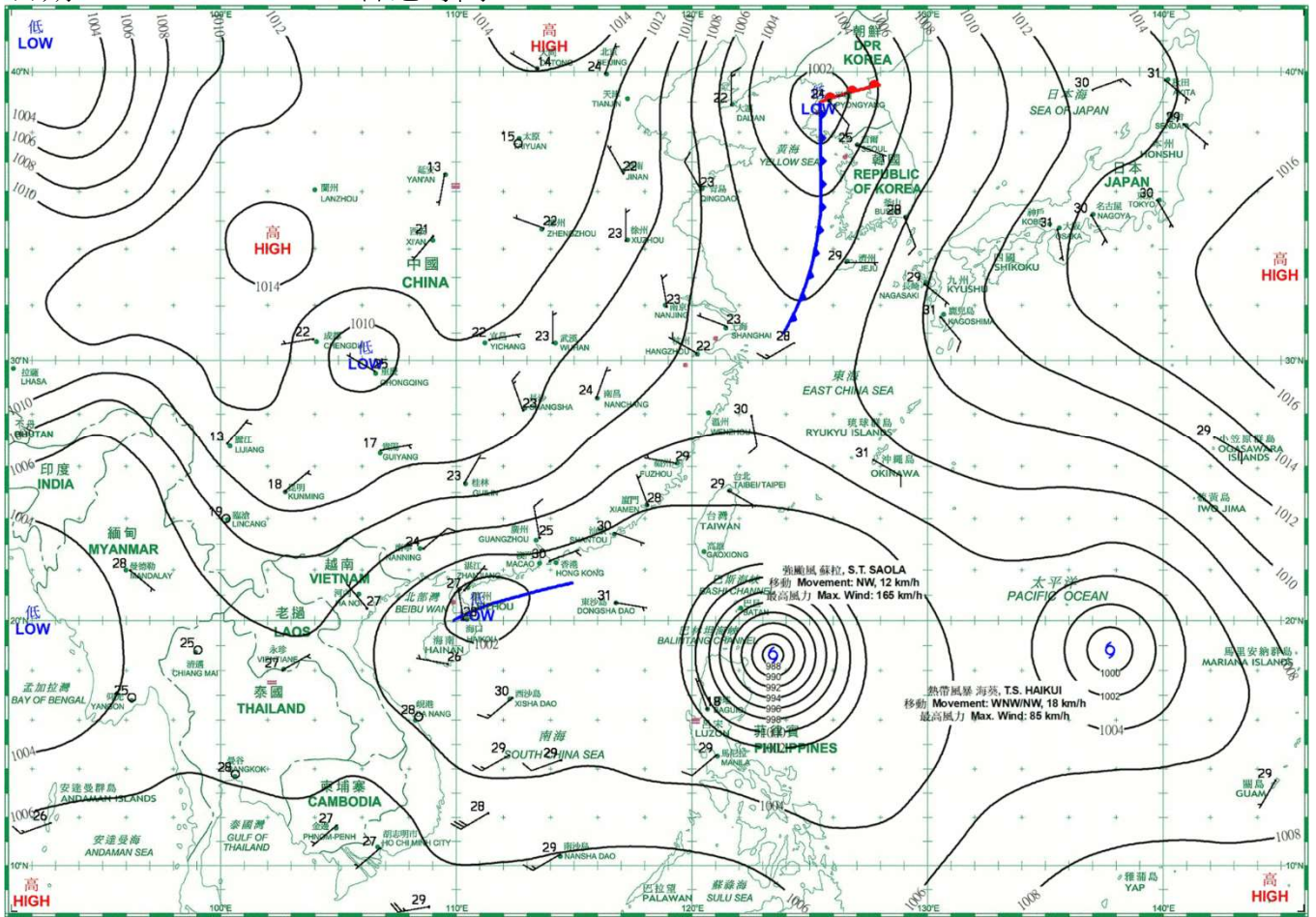
日期/Date: 27.08.2023 香港時間/HK Time: 08:00



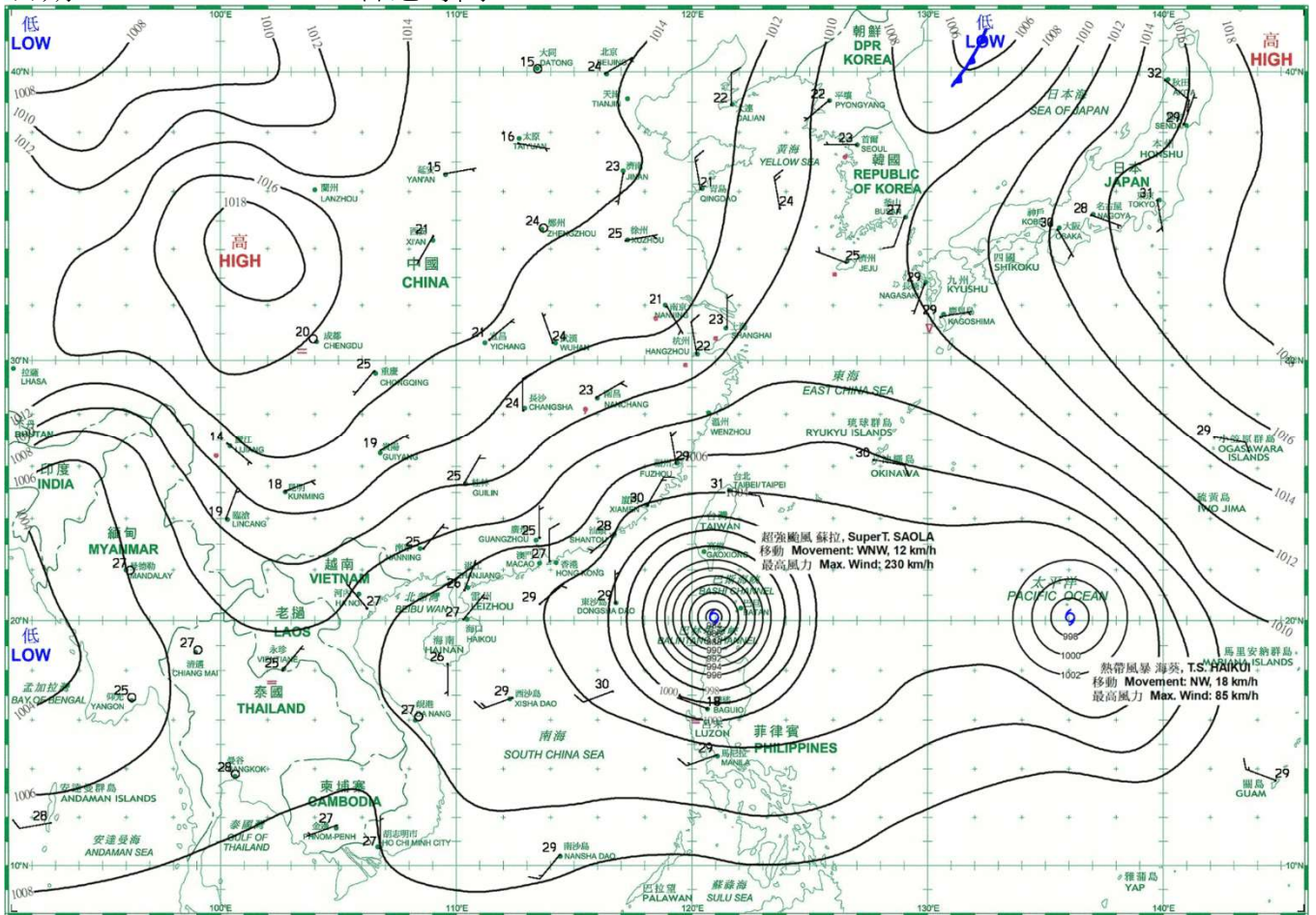
日期/Date: 28.08.2023 香港時間/HK Time: 08:00

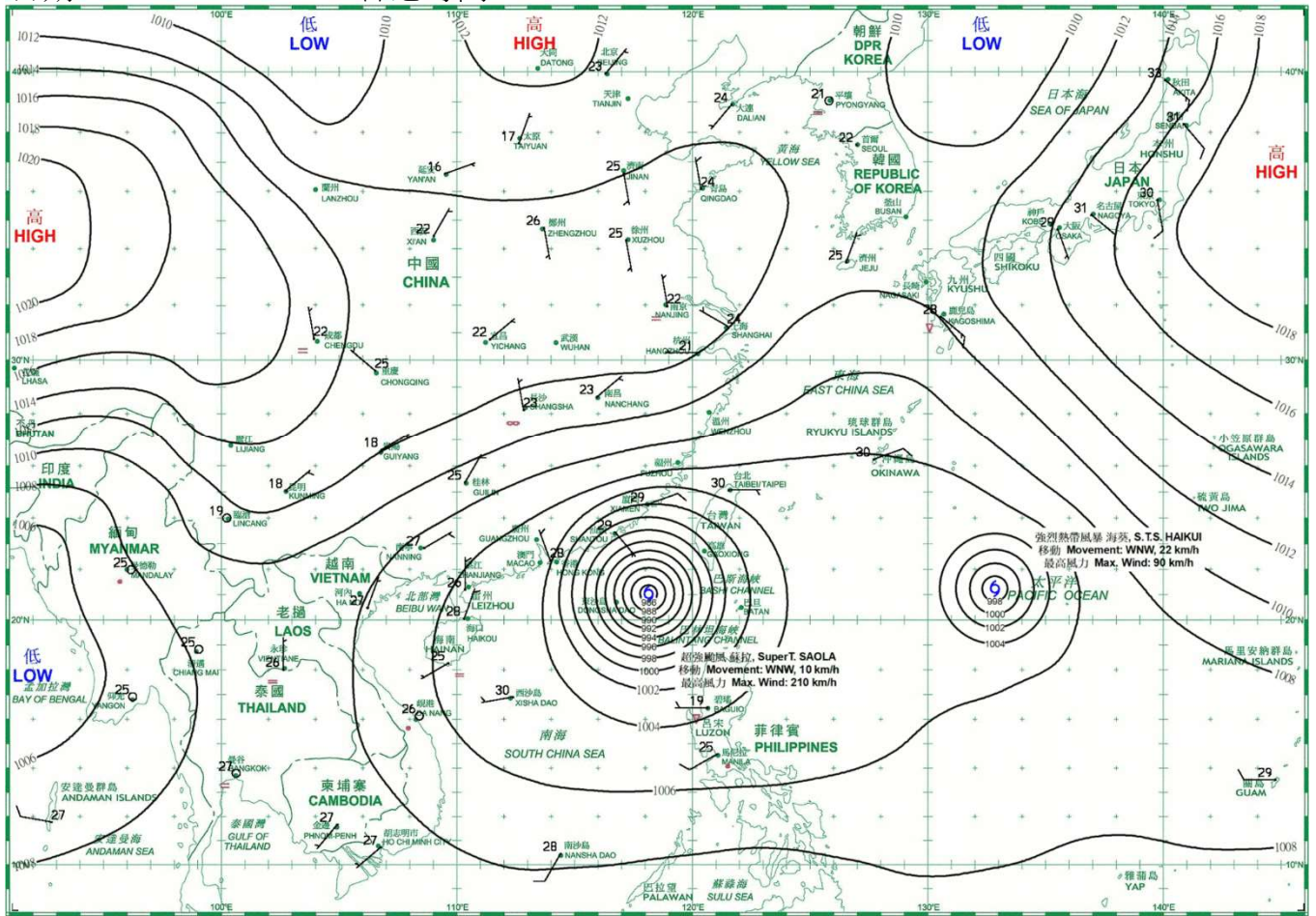


日期/Date: 29.08.2023 香港時間/HK Time: 08:00



日期/Date: 30.08.2023 香港時間/HK Time: 08:00





## 4.1.1 二零二三年八月香港氣象觀測摘錄(一)

### 4.1.1 Extract of Meteorological Observations in Hong Kong (Part 1), August 2023

| 日期<br>Date          | 平均氣壓<br>Mean<br>Pressure     | 氣 溫<br>Air Temperature |            |               | 平均<br>露點溫度<br>Mean<br>Dew Point<br>Temperature | 平均<br>相對濕度<br>Mean<br>Relative<br>Humidity | 平均雲量<br>Mean<br>Amount<br>of Cloud | 總雨量<br>Total<br>Rainfall |
|---------------------|------------------------------|------------------------|------------|---------------|------------------------------------------------|--------------------------------------------|------------------------------------|--------------------------|
|                     |                              | 最高<br>Maximum          | 平均<br>Mean | 最低<br>Minimum |                                                |                                            |                                    |                          |
| 八月<br>August        | 百帕斯卡<br>hPa                  | °C                     | °C         | °C            | °C                                             | %                                          | %                                  | 毫米<br>mm                 |
| 1                   | 1004.7                       | 32.2                   | 29.3       | 27.9          | 25.3                                           | 80                                         | 75                                 | Tr                       |
| 2                   | 1003.7                       | 34.6                   | 30.4       | 27.9          | 24.1                                           | 70                                         | 52                                 | -                        |
| 3                   | 1002.8                       | 35.1                   | 30.8       | 27.9          | 25.2                                           | 73                                         | 43                                 | -                        |
| 4                   | 1004.7                       | 33.5                   | 30.5       | 28.3          | 26.0                                           | 77                                         | 86                                 | 2.6                      |
| 5                   | 1004.5                       | 33.0                   | 30.4       | 28.3          | 26.3                                           | 79                                         | 84                                 | 5.9                      |
| 6                   | 1002.4                       | 33.0                   | 30.3       | 29.2          | 26.1                                           | 78                                         | 71                                 | Tr                       |
| 7                   | 1001.8                       | 32.4                   | 30.1       | 28.0          | 25.4                                           | 76                                         | 69                                 | 1.6                      |
| 8                   | 1003.6                       | 33.3                   | 30.3       | 28.9          | 25.2                                           | 74                                         | 69                                 | -                        |
| 9                   | 1004.9                       | 32.8                   | 30.3       | 28.7          | 25.4                                           | 76                                         | 73                                 | Tr                       |
| 10                  | 1004.7                       | 32.1                   | 29.2       | 27.5          | 25.7                                           | 82                                         | 86                                 | 11.1                     |
| 11                  | 1003.5                       | 30.1                   | 27.8       | 25.7          | 24.9                                           | 85                                         | 85                                 | 26.4                     |
| 12                  | 1003.5                       | 32.1                   | 29.0       | 26.6          | 24.9                                           | 79                                         | 86                                 | 0.9                      |
| 13                  | 1003.7                       | 29.6                   | 28.5       | 26.1          | 25.6                                           | 84                                         | 87                                 | 34.2                     |
| 14                  | 1005.2                       | 32.2                   | 29.4       | 27.0          | 25.9                                           | 82                                         | 88                                 | 3.6                      |
| 15                  | 1006.7                       | 32.5                   | 29.9       | 28.8          | 26.2                                           | 80                                         | 85                                 | Tr                       |
| 16                  | 1006.8                       | 34.0                   | 30.6       | 28.8          | 26.2                                           | 78                                         | 70                                 | -                        |
| 17                  | 1005.2                       | 32.0                   | 30.0       | 29.0          | 26.5                                           | 82                                         | 85                                 | Tr                       |
| 18                  | 1004.0                       | 30.6                   | 29.2       | 27.2          | 26.6                                           | 86                                         | 88                                 | 9.3                      |
| 19                  | 1005.7                       | 30.6                   | 28.8       | 27.3          | 25.8                                           | 84                                         | 88                                 | 0.3                      |
| 20                  | 1007.7                       | 31.5                   | 29.7       | 28.4          | 26.0                                           | 80                                         | 86                                 | 0.6                      |
| 21                  | 1007.8                       | 32.1                   | 29.6       | 28.2          | 26.2                                           | 82                                         | 86                                 | 0.2                      |
| 22                  | 1006.1                       | 33.0                   | 30.0       | 28.0          | 25.8                                           | 79                                         | 88                                 | 0.3                      |
| 23                  | 1005.3                       | 33.5                   | 30.4       | 28.2          | 25.9                                           | 78                                         | 86                                 | 0.3                      |
| 24                  | 1006.7                       | 31.4                   | 29.1       | 27.5          | 26.1                                           | 85                                         | 88                                 | 5.7                      |
| 25                  | 1006.8                       | 30.9                   | 29.3       | 28.2          | 26.1                                           | 83                                         | 77                                 | 0.2                      |
| 26                  | 1005.2                       | 32.8                   | 29.7       | 27.9          | 26.4                                           | 83                                         | 88                                 | -                        |
| 27                  | 1003.2                       | 31.9                   | 29.4       | 26.4          | 26.4                                           | 84                                         | 87                                 | 2.2                      |
| 28                  | 1002.6                       | 33.4                   | 29.9       | 28.1          | 26.2                                           | 81                                         | 88                                 | 0.5                      |
| 29                  | 1003.5                       | 32.6                   | 29.0       | 26.8          | 25.8                                           | 83                                         | 87                                 | 34.4                     |
| 30                  | 1003.9                       | 32.0                   | 28.9       | 26.7          | 23.3                                           | 72                                         | 83                                 | -                        |
| 31                  | 1002.7                       | 32.1                   | 29.2       | 27.7          | 23.2                                           | 70                                         | 88                                 | 0.4                      |
| 平均/總值<br>Mean/Total | 1004.6                       | 32.4                   | 29.7       | 27.8          | 25.6                                           | 79                                         | 81                                 | 140.7                    |
| 正常*<br>Normal*      | 1005.2                       | 31.3                   | 28.7       | 26.7          | 25.1                                           | 81                                         | 70                                 | 453.2                    |
| 觀測站<br>Station      | 天文台<br>Hong Kong Observatory |                        |            |               |                                                |                                            |                                    |                          |

天文台於八月七日 17 時 10 分錄得本月最低氣壓 999.8 百帕斯卡。

The minimum pressure recorded at the Hong Kong Observatory was 999.8 hectopascals at 1710 HKT on 7 August.

天文台於八月三日 14 時 48 分錄得本月最高氣溫 35.1 °C。

The maximum air temperature recorded at the Hong Kong Observatory was 35.1 °C at 1448 HKT on 3 August.

天文台於八月十一日 2 時 48 分錄得本月最低氣溫 25.7 °C。

The minimum air temperature recorded at the Hong Kong Observatory was 25.7 °C at 0248 HKT on 11 August.

京士柏於八月十三日 23 時 40 分錄得本月最高1分鐘平均降雨率 141 毫米/小時。

The maximum 1-minute mean rainfall rate recorded at King's Park was 141 millimetres per hour at 2340 HKT on 13 August.

\* 1991-2020 氣候平均值 (除特別列明外) ([https://www.hko.gov.hk/tc/cis/normal/1991\\_2020/normal.s.htm](https://www.hko.gov.hk/tc/cis/normal/1991_2020/normal.s.htm))

\* 1991-2020 Climatological normal, unless otherwise specified ([https://www.hko.gov.hk/en/cis/normal/1991\\_2020/normal.s.htm](https://www.hko.gov.hk/en/cis/normal/1991_2020/normal.s.htm))

Tr - 微量 (降雨量少於 0.05 毫米)

Tr - Trace of rainfall (amount less than 0.05 mm)

## 4.1.2 二零二三年八月香港氣象觀測摘錄(二)

## 4.1.2 Extract of Meteorological Observations in Hong Kong (Part 2), August 2023

| 日期<br>Date          | 出現低能見度的時數#<br>Number of hours of<br>Reduced Visibility# | 總日照<br>Total Bright<br>Sunshine | 每日太陽總輻射<br>Daily Global<br>Solar Radiation | 總蒸發量<br>Total<br>Evaporation | 盛行風向<br>Prevailing<br>Wind Direction           | 平均風速<br>Mean<br>Wind Speed |
|---------------------|---------------------------------------------------------|---------------------------------|--------------------------------------------|------------------------------|------------------------------------------------|----------------------------|
| 八月<br>August        | 小時<br>hours                                             | 小時<br>hours                     | 兆焦耳/米 <sup>2</sup><br>MJ/m <sup>2</sup>    | 毫米<br>mm                     | 度<br>degrees                                   | 公里/小時<br>km/h              |
| 1                   | 0                                                       | 7.0                             | 17.53                                      | 4.2                          | 070                                            | 10.6                       |
| 2                   | 0                                                       | 11.0                            | 26.97                                      | 5.3                          | 060                                            | 9.4                        |
| 3                   | 0                                                       | 11.0                            | 25.03                                      | 5.1                          | 170                                            | 10.8                       |
| 4                   | 0                                                       | 9.0                             | 22.94                                      | 5.9                          | 220                                            | 28.3                       |
| 5                   | 0                                                       | 7.0                             | 19.63                                      | 4.2                          | 230                                            | 30.1                       |
| 6                   | 0                                                       | 7.2                             | 21.78                                      | 4.7                          | 230                                            | 28.8                       |
| 7                   | 0                                                       | 6.3                             | 19.04                                      | 4.8                          | 230                                            | 21.2                       |
| 8                   | 0                                                       | 8.3                             | 22.49                                      | 5.6                          | 230                                            | 18.0                       |
| 9                   | 0                                                       | 5.9                             | 15.90                                      | 4.0                          | 230                                            | 21.5                       |
| 10                  | 0                                                       | 1.4                             | 11.40                                      | 2.2                          | 250                                            | 14.3                       |
| 11                  | 0                                                       | 2.6                             | 12.49                                      | 1.9                          | 240                                            | 16.3                       |
| 12                  | 0                                                       | 8.5                             | 21.84                                      | 5.2                          | 190                                            | 15.0                       |
| 13                  | 0                                                       | 1.0                             | 8.69                                       | 0.1                          | 200                                            | 13.8                       |
| 14                  | 0                                                       | 4.0                             | 13.54                                      | 2.7                          | 200                                            | 15.7                       |
| 15                  | 0                                                       | 3.2 <sup>&amp;</sup>            | 10.55 <sup>&amp;</sup>                     | 3.4                          | 210                                            | 9.3                        |
| 16                  | 0                                                       | 10.7                            | 25.89                                      | 5.7                          | 230                                            | 16.6                       |
| 17                  | 0                                                       | 5.3                             | 13.88                                      | 2.6                          | 250                                            | 22.0                       |
| 18                  | 0                                                       | 2.1                             | 8.35                                       | 2.2                          | 240                                            | 16.5                       |
| 19                  | 0                                                       | 3.4                             | 9.21                                       | 1.5                          | 230                                            | 11.6                       |
| 20                  | 0                                                       | 3.3                             | 13.97                                      | 2.6                          | 120                                            | 2.8                        |
| 21                  | 0                                                       | 6.0                             | 16.49                                      | 3.1                          | 020                                            | 6.4                        |
| 22                  | 0                                                       | 6.4                             | 17.27                                      | 3.4                          | 180                                            | 5.5                        |
| 23                  | 0                                                       | 6.9                             | 20.54                                      | 3.9                          | 190                                            | 8.7                        |
| 24                  | 0                                                       | 1.4                             | 11.66                                      | 2.5                          | 030                                            | 11.7                       |
| 25                  | 0                                                       | 3.3                             | 9.32                                       | 2.3                          | 020                                            | 8.4                        |
| 26                  | 0                                                       | 3.5                             | 11.84                                      | 2.2                          | 110                                            | 5.7                        |
| 27                  | 0                                                       | 2.8                             | 11.62                                      | 2.1                          | 110                                            | 7.1                        |
| 28                  | 0                                                       | 3.3                             | 13.59                                      | 2.7                          | 110                                            | 5.3                        |
| 29                  | 0                                                       | 4.6                             | 11.80                                      | 4.8                          | 020                                            | 10.5                       |
| 30                  | 0                                                       | 6.7                             | 17.58                                      | 4.0                          | 360                                            | 20.0                       |
| 31                  | 0                                                       | 3.3                             | 13.83                                      | 3.6                          | 350                                            | 31.2                       |
| 平均/總值<br>Mean/Total | 0                                                       | 166.4 <sup>&amp;</sup>          | 16.02 <sup>&amp;</sup>                     | 108.5                        | 230                                            | 14.6                       |
| 正常*<br>Normal*      | [39.4] §                                                | 182.1                           | 15.73                                      | 129.7                        | 230                                            | 18.8                       |
| 觀測站<br>Station      | 香港國際機場<br>Hong Kong<br>International Airport            |                                 | 京士柏<br>King's Park                         |                              | 橫瀾島 <sup>^</sup><br>Waglan Island <sup>^</sup> |                            |

橫瀾島於八月五日 8 時 57 分錄得本月最高陣風 59 公里/小時，風向 250 度。

The maximum gust peak speed recorded at Waglan Island was 59 kilometres per hour from 250 degrees at 0857 HKT on 5 August.

# 低能見度是指能見度低於 8 公里，不包括出現霧、薄霧或降水。

- 在2004年及以前，香港國際機場的能見度讀數是基於專業氣象觀測員每小時的觀測數據。在2005年及以後，讀數是採用位於機場南跑道中間的能見度儀表在每小時前10分鐘的平均數據。這與使用儀器觀測來改進能見度評估的國際趨勢是一致的。
- 在2007年10月10日前曾出現於此摘錄內香港國際機場2005年及以後的低能見度時數資料乃基於專業氣象觀測員每小時的觀測數據。有關資料已於2007年10月10日起改為以機場南跑道中間之能見度儀表在每小時前10分鐘的平均數據計算。

# Reduced visibility refers to visibility below 8 kilometres when there is no fog, mist, or precipitation.

- The visibility readings at the Hong Kong International Airport are based on hourly observations by professional meteorological observers in 2004 and before, and average readings over the 10-minute period before the clock hour of the visibility meter near the middle of the south runway from 2005 onwards. The change of the data source in 2005 is an improvement of the visibility assessment using instrumented observations following the international trend.
- Before 10 October 2007, the number of hours of reduced visibility at the Hong Kong International Airport in 2005 and thereafter displayed in this summary was based on hourly visibility observations by professional meteorological observers. Since 10 October 2007, the data have been revised using the average visibility readings over the 10-minute period before the clock hour, as recorded by the visibility meter near the middle of the south runway.

<sup>^</sup> 如橫瀾島未能提供數據，則以長洲或其他鄰近氣象站的數據作補充，以計算盛行風向和平均風速。

<sup>^</sup> In case the data are not available from Waglan Island, observations of Cheung Chau or other nearby weather stations will be incorporated in computing the Prevailing Wind Direction and Mean Wind Speed.

\* 1991-2020 氣候平均值 (除特別列明外) ([https://www.hko.gov.hk/tc/cis/normal/1991\\_2020/normal.s.htm](https://www.hko.gov.hk/tc/cis/normal/1991_2020/normal.s.htm))

\* 1991-2020 Climatological normal, unless otherwise specified ([https://www.hko.gov.hk/en/cis/normal/1991\\_2020/normal.s.htm](https://www.hko.gov.hk/en/cis/normal/1991_2020/normal.s.htm))

§ 1997-2022 平均值

§ 1997-2022 Mean value

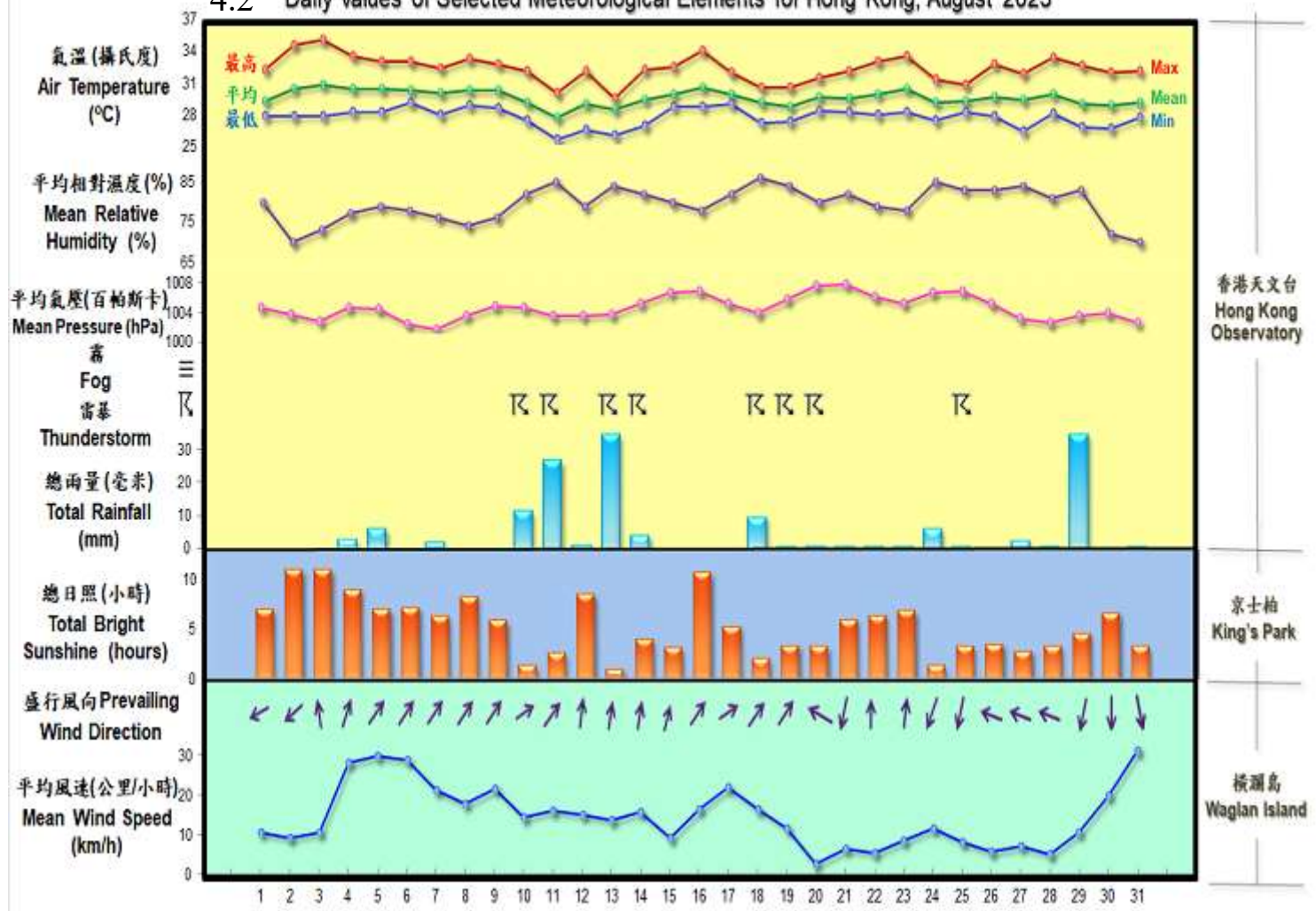
& 數據不完整

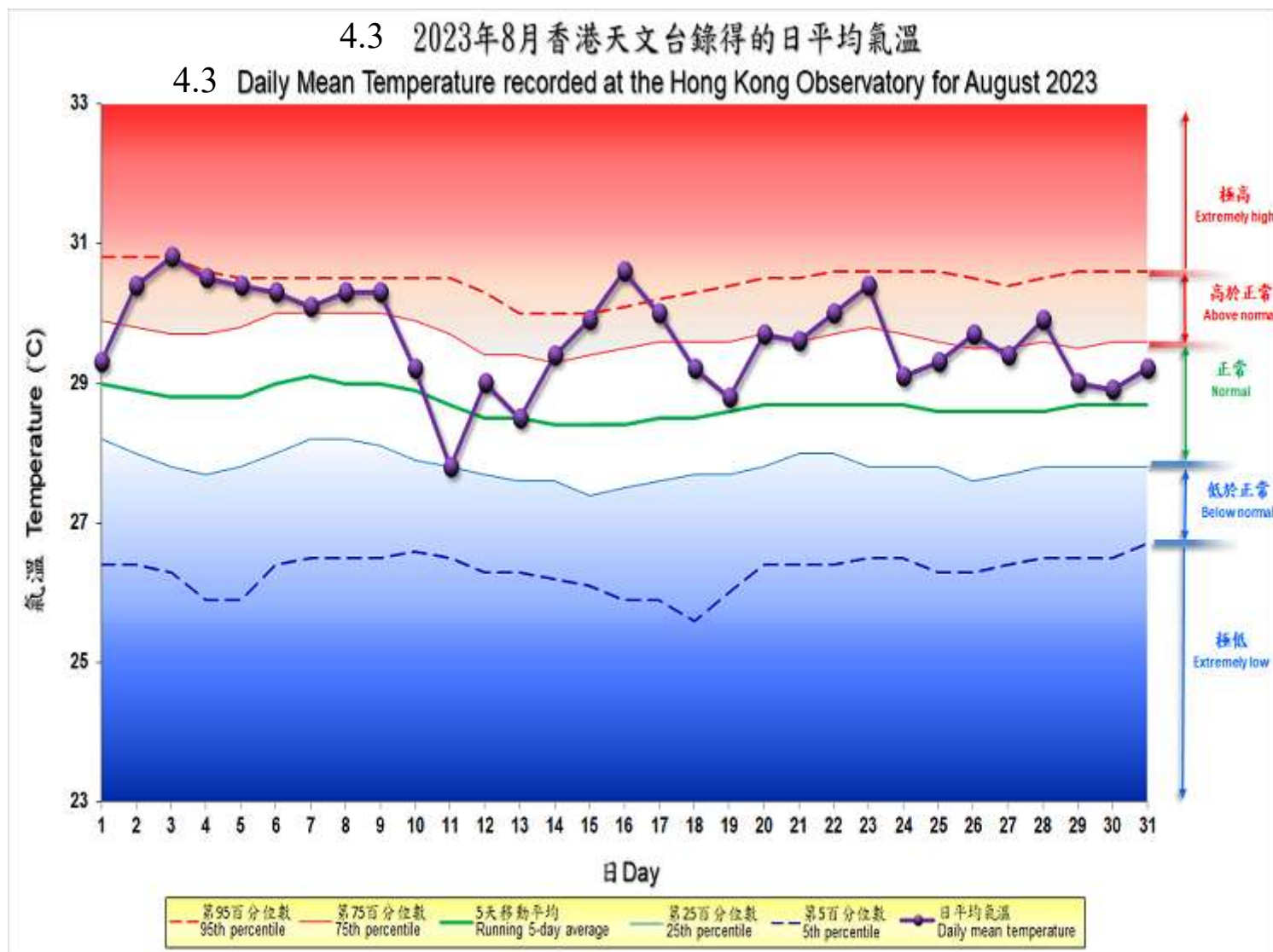
& Data incomplete



4.2 2023年8月部分香港氣象要素的每日記錄

4.2 Daily Values of Selected Meteorological Elements for Hong Kong, August 2023





附註： 極高：高於第95百分位數  
 高於正常：介乎第75和第95百分位數之間  
 正常：介乎第25和第75百分位數之間  
 低於正常：介乎第5和第25百分位數之間  
 極低：低於第5百分位數  
 百分位數值及5天移動平均值是基於1991至2020年的數據計算所得

Remarks : Extremely high: above 95th percentile  
 Above normal: between 75th and 95th percentile  
 Normal: between 25th and 75th percentile  
 Below normal: between 5th and 25th percentile  
 Extremely low: below 5th percentile  
 Percentile and 5-day running average values are computed based on the data from 1991 to 2020